


Content

Message of the Govt. Agent / District Secretary	1
1. Introduction of the District Secretariat	2
1.1 Vision and Mission	2
1.2 Objectives of District Secretariat	4
1.3 Function of District Secretariat	4
2. Introduction of the District.....	5
2.1 Boundaries of the district.....	5
2.2 Historical importance of Matara district	7
2.3 Natural Resources of Matara district	7
2.4 Livelyhood methods and majot economic trade activities of people of the district.....	10
2.5 Irrigation system of the district.....	13
2.6 Population information of the district.....	14
2.7 Rainfal petern of the district.....	15
2.8 Basic Statistics information of the district.....	16
3. Organizational Structure and Approved Cadre.....	17
3.1 Organizational structure.....	17
3.2 Details of the staff.....	19
4. Performance	21
4.1 Progress of General Administration Activities	21
4.1.1 Activities of Grama Niladaries	21
4.1.2 Duties of Internal Audit	22
4.1.3 Consumer Affairs.....	23
4.1.4 Revenue collection activities	24
4.1.5 Human Resource Development and Career Guidance activities	25
4.1.6 Productivity Promotion activities	26
4.1.7 Media and Information activities.....	30
4.1.8 Affairs of Explosive Division	31
4.1.9 Registration of persons and lands	33
4.1.10. Disaster Management Activities	34
4.1.11. Activities of Disaster Relief Service Center	41
4.1.12. Activities of Environment Division.....	43
4.1.13. Activities of National Language	44



4.1.14. Activities of Motor Traffic Division.....	46
4.1.15 Investigation Affairs.....	47
4.1.16. Details of pensioners.....	48
4.2 Progress of Social Servicers and Cultural.....	50
4.2.1 Cultural and Religious activities.....	50
4.2.2 Early Childhood development activities.....	53
4.2.3 Social Service activities.....	54
4.2.4 Social Security Activities.....	57
4.2.5 Counseling service activities.....	58
4.2.6 District Sport Activities.....	60
4.2.7 District Women affairs.....	61
4.2.8. Probation and child protection service.....	62
4.3 Progress of Development Activities.....	63
4.3.1 Development projects carried out under expenditure head of District Secretariat.....	63
4.3.2 Expenditure details of Line Ministries and Departments.....	67
4.3.3 Development projects done under the Ministry of Economic Development.....	71
4.3.4 Activities of Divineguma National Programme.....	84
4.3.5 Progress of Small Enterprise Development Division.....	91
4.3.6 Performance of District Agriculture Division.....	96
4.3.7 National fertilizer Secretariat.....	97
5. Annual Accounts.....	98
5.1 Appropriation Account.....	98
5.2 Public Officers Advance Account B.....	107
5.3 General Deposit Account.....	108



Message From District Secretary



As the chief administrative officer in the district, it is my prior duty to make and implement policy plans for the socio economic and cultural development of Matara district and provide utmost benefits through them. I highly appreciate this opportunity in issuing the message for this report which reviews the progress of services provided for the people and planning of services to be provided within the year 2017 in that attempt.

Government has launched many projects through District Secretariat and Divisional Secretariats in order to uplift the living standard of low income families and provide them various services. It is a significant feature in the implementation of state policies. By making general public aware of the performance of such development activities and through confirmation of their trust towards state policies and management strategies maximum contribution of people could be obtained for the whole development process.

This report includes the performance of District Secretariat, 16 Divisional Secretariats, 650 Grama Niladaries offices and other line ministries in the process of utilizing financial resources allocated within the year 2016 according to the budget.

I convey my sincere thanks to the Secretary to Ministry of Home Affairs for giving necessary guidance to prepare this report and Mr. Chandana Mirissage – Chief Accountant and all other staff officers of District Secretariat of Matara for preparing this report.

Pradeep Rathnayake
District Secretary / Govt. Agent
Matara.
18.04.2017

Performance Report and Accounts of District Secretariat of Matara for the Year 2016

1. Introduction to the District Secretariat

Matara District Secretariat which is an attractive administrative centre by the side of Nilwala river consists of 16 Divisional Secretariats and 650 Grama Niladari divisions.

1.1 Vision and Mision

Vision

To direct the district of Matara towards excellence through an efficient and effective service which brings satisfaction to the public.

Mission

To create a public friendly administrative mechanism and sustainable development in Matara district through strategic management of human, physical and financial resources in accordance with the Government policies.

1.2 Objectives

- ❖ Maintaining an efficient and effective District Administrative System.
- ❖ Securing Provision of efficient public service so that the satisfaction of general public could be increased.
- ❖ Establishing in public service a code of ethics consisting result orientation, attitudes, responsibilities, careful use of resources, impartiality, transparency etc.
- ❖ Implementing policies related to the human resources management in public sector
- ❖ Implementing schemes related to the policies on pension of public servants.

- ❖ Organizing Programmes and projects done by different Ministries, Departments Boards and Authorities operating in the district upgrading welfare and development of the people in the district acting as a co-coordinator in financial and non financial resources and follow up.
- ❖ Achieving different type of economic, social and cultural requirements of people living within the district through District Secretariat and 16 Divisional Secretariats.
- ❖ Acting as the government agent of the district collect and integrate the accurate, needy information at rural and divisional level and supply them to various Ministries , Departments and non government organizations in order to make correct decisions.
- ❖ Through District Secretariat and Divisional Secretariats collect due revenue of different government Departments and refer them to the treasury
- ❖ In case of sudden disasters such as floods, Cyclone, drought or tsunami supply quick relief and aid to people and rehabilitate their living condition.

1.3 Activities

- ❖ Acting as the head of the District Defense Committee secure the safety of the people living within the territory of the district.
- ❖ Acting as the head of organizing cultural , religious and other state functions in the district
- ❖ Implementation of decentralized budget, organization, implementation and supervision of development purposes in the district acting as the Secretary of District coordinating Committee and District Development Committee.
- ❖ Acting as the chief of divisional administrative purposes with 16 Divisional Secretaries and take measures in order to increase its efficiency.
- ❖ Using novel information technology and motivate the staff for that in order to increase the productivity and quality of administration purposes.
- ❖ As the deputy head of all ministries and Departments involve in Co-coordinating purposes so that objectives, aims and functions of such institutions are fulfilled.
- ❖ Take necessary measures to hold fair and impartial elections acting as the representative of the Commissioner of elections in elections of all types such as Presidential election, Parliamentary election, Provincial Council election and Local Government election.
- ❖ Take necessary measures needed for the motivation and capacity development of staff of District Secretariat as well as Divisional Secretariats.

- ❖ On behalf of Accounting Officers of various Ministries, Departments, Corporations and Boards to collect, accounting and transfer their revenue to the Treasury and making aware such Accounting Officers.
- ❖ In various disastrous situations like tsunami, droughts and floods, to organize, implement, supervise and follow up disaster management purposes acting as the agent of the government and take measures to restore lives of the affected.
- ❖ Develop assess management systems by supervising local and foreign funded projects.

2. Introduction to the District

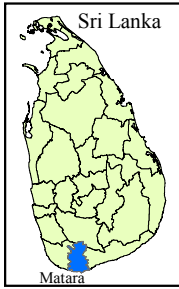
2.1. Boundaries of the Matara District

Matara district which is situated near Nilwala river close to sea is in between Galle and Hambantota districts in Ruhuna. It possesses an attractive land containing in extent 1282.5 Sq. km. or 128,250 hectare. Matara district falls in between 5.8 - 6.4 North Latitude and 80.4 - 80.7 East Longitude. Matara district has wet climate while it has a mean rainfall of 2564.9 mm. and temperature of 29.1C^o.

1.96% of total land extent of Sri Lanka is belonged to our district and it is 23.14% of land extent belonged to southern province. The elevation from the coast up to 3880 feet (Kukulugala 3880). The Sinharaja which has been a world heritage is consisted of attractive water falls.

Matara district is bounded on the South by attractive belt of sea, North by Divisional Secretariat divisions of Kolonna, Kalawana in Ratnapura district, West by Divisional Secretariat divisions of Habaraduwa, Imaduwa, Yakkalamulla, Thawalama, Neluwa in Galle district and East by Divisional Secretariat divisions of Okewela, Beliatte, Katuwana in Hambantota district.

Situation of Matara district



Source: Statistic Division, Matara

Map scale 1:300,000
0 1.25 2.5 5 7.5 10 km

2.2 Historical Importance of Matara District.

Matara district which has a long history up to Ravana period is situated touching Nilwala river. It is described in Sinhala Mahawansa as the city of aliens, Bengal of wealthy people and institute of intellectuals. It is very apparent that Matara city is the mother land of people those enriched with patriotism and religious honour.

The city firstly called “Mathota” later became “Mahathota”. Left sea belt of Nilwala river was called “Mathota” while right belt as “Mathotagama”. In the regime of Dambadeniya, Weeraba Mapanan - the then ruler of Matara constructed a massive wall and named as Mapapatuna. This is proved by appreciation of the beauty by the then poets. Author of Paravi Sandeshaya described it as “*Mapapatuna Deka Yagan Noveepama*” The term “Bala Madathun Mothota Athale Nileyaya” describes that left sea belt of Nilwala river called as “Mathota” while right sea belt called as “Mathotagama”.

By archeological evidences it is proved that even before the arrival of Wijaya Prince Matara was an area where the power was under Naga tribe. Mutaseewa king who fled to Ruhuna at that period and prince Mahanama have been identified as the earliest Naga tribesmen. It is mentioned in Mahawansa that Naga tribes have lived in villages like Navimana, Nadugala, Naimbala, Naotunna and Narawelpita.

It is further mentioned that Kapparatota in Weligama area had been used by foreign people for anchoring their commercial ships and Agrabhodhi Vihara of Weligama had been built during the reign of king Devanam Piyatissa. Hathbodhi watte and Matara Bodhi which situated in Matara city were built in the reign of king Kumaradasa. According to above facts Matara has a proud history.

2.3 Natural Resources of Matara District.

When the situation of land of the district is considered, land extent of about 10% - 20% are hilly areas between 300 m - 750 m. Soil of the district is mostly a mixture of red and yellow. The main feature of this soil is moisture and fertile. The climate of the district is environment friendly. The annual mean rainfall is 2564.9 mm. while mean temperature amounts to 29.1 C⁰.

Rivers, canals, lakes can be seen as water sources in the district and major source of water is Nilwala river. Polwatte river which falls into the sea at Polwathu river mouth covers a considerable

catchment area. Hilly areas such as Kotapola, Pasgoda and Pitabaddara provide pure water. 6 major lakes and 7 anicuts in the district provide water for the agricultural purposes.

The highest contributing mineral to the national wealth in the district is gems. Metal could be mentioned as another mineral in the district.

The major item of natural resources in the district is considered as forests. Sinharaja forest situated in this district is a marvelous creation of the nature. Sinharaja forest which covers about 11,187 hectares within Galle, Matara and Hambantota districts was named in 1989 as a “world heritage”. The highest point of this forest is Heenatigala peak which records 1,170 m from sea level. The minimum height is 90 m. Sinharaja is most important as a catchment area. Gingaga and Kaluganga starts from Sinharaja mountain. In 2011 quantity of forest in Matara district is 21,203.1 hectare. Out of that, quantity of reserved forests amounts to 18,152 hectare. Extent of other forests is 3,051.1 hectare.

Another valuable natural resource we had is Indian ocean and coastal belt by which Sri Lanka is surrounded. Out of coastal belt long about 1600 km. 55 km is belonged to Matara district. We have bays, lagoons, sea marshy lands, wet lands and natural plants resources. Area of Divisional Secretariat of Weligama has sea bays while lagoons are situated in Devinuwara and Gandara areas. Mangrove can be mostly seen in Matara area while small quantities in areas of Divisional Secretariats of Devinuwara and Dickwella. Mangrove close to sea coast in Matara district extends in about 6 hectare. Kiralakele which is situated in the area of Divisional Secretariat of Matara is significant among them.

Kirala, Ketala and Kumbuk which are major components in mangrove plan system can be mostly seen here. In addition, waterborne plants like Mimosa pudica, love grass can be seen. Fruits such as Madan, Kirala, mango can also be seen. There are rare herbal plants needed for indigenous medicine in this system of environment.

When the bio diversity in Kiralakele is considered birds, reptiles, butterflies and fish can be seen. Different kind of birds can be seen covering about 68 species. One part of this area is considered as an area of butterflies. There are also different type of fish in the canal system with marshy lands.

Beautiful places situated in the areas of Divisional Secretary's Divisions of Matara district.

Divisional Secretary's Division	Natural resources and their situation.
Pitabaddara	Athuela Bridge – Nilella, Morawaka
Kotapola	Sinharaja forest
	Sathmahal Ella – Deniyaya
	Thiruwana Ganga Ella - Kotapola
Akuressa	Dediyagala Ella
Weligama	Stilt fishing
	Lovers park of Mirissa
	Rassa Munu Kuduwa
	Mahaneviya Pokuna
	Mirissa fishing harbor
	Giragala
Devinuwara	Light House
Thihagoda	Kiralakele Birds paradise
	Birds park of Meda Uyangoda
Pasgoda	Ilukthenna Aranya forest
	Mekiliyathenna Umandola
	Urubokka Oya
	Rammalekanda
	Biso Ella
Kamburupitiya	Lenabatuwa Lake

Source : Statistic Division – Matara.

2.4 Livelihood of People and Main Commercial and Economic Activities.

History show that Matara district had a prosperous and self sufficient economy. At present the majority of land consumption is for estate plantation. Tea, one of major commercial crop is significant and related tea factories.

In addition, priority is given to tea plantation when considered the land use.

Land extents and harvest of permanent and semi permanent crops in the district - 2016

Crop	Extent of land cultivated (Hectare)		Harvest	
	Harvestable	Non Harvestable	Unit	Quantity
Cinnamon	5,936	741	kg	8,360,357
Coffee	166	3635	kg	167,608
Cocoa	2	1	kg	700
Pepper	1,255	273	kg	1,960,663
Cardamon	26	2	kg	3,250
Cloves	147	38	kg	185,092
Areconut	1154	439	kg	1,436,324
Cashew	119	40	'000	6,581
Orange	89	55	No.	1,535,307
Lemon	154	64	No.	2,759,320
Mango	1180	325	No.	13,604,920
Jak fruit	1832	403	No.	36,423,701
Breadfruit	245	59	No.	2,057,044
Sugar cane	5	4	No	10,000
Plantain	1,580	545	'000	3,670,250
Papow	229	82	No.	1,689,960
Fine apple	131	47	No.	1,582,565
Passion fruit	8	4	No.	536,000
Betal leaves	89	18	'000	355,380

Source : District Statistics Division – Matara

Seasonal Crop cultivation in the district 2015/16 Maha and 2016 Yala sesons.

Crop	Extent of land cultivated (Hectare)		Harvest (Metric tons)	
	2015/16 Maha	2016 Yala	2015/16 Maha	2016 Yala
Kurakkan	4	3,690	4	6,400
Wheat	3	6,400	1	1,450
Green gram	26	23,000	22	36,255
Manioc	442	5,338,611	347	5,807,585
Sweet potatoes	135	1,439,619	96	1,023,624
Raw chillies	113	489,712	86	406,615
Raw ginger	120	1,936,991	99	1,023,331
Raw tammerin	86	1,458,549	67	845,681
Yams	179	1,797,944	115	1,175,169
Kohila	100	1,267,974	77	827,552
Innala	1	7,380	0	2,140
Lufa	36	238,600	37	413,441
Ladies fingers	77	456,445	96	1,040,721
Brinjals	105	1,165,890	121	1,490,480
Bitter guard	43	506,895	48	475,342
Snake guard	23	249,390	34	349,248
Tomatoes	15	146,196	16	139,135
Cucumber	9	93,802	5	49,290

Source : Seasonal crops - District Statistics Division - Matara

Paddy production in the Maha season in the years 2015/2016 is 12100 hectare and for the Yala season of 2016, 6404 hectare were cultivated. Accordingly, total production of paddy for the year 2015/16 is 56529 met. tons.



Matara district has recorded third place in tea plantation among main 08 districts. 13 divisional secretary divisions including 345 Grama Niladari divisions are covered by tea plantation in Matara district. Among estate plantation, tea plantation comes first acquiring land extent of 23176.85 hectares. This matter is proved by the minimum ratio between male and female, minimum unemployment and social background in the Divisional Secretariat division of Kotapola, Pasgoda, Mulatiyana, Pitabaddara. The major livelihood of people living in the North has become tea cultivation using the subsidy. Since labour contribution given by tea small holdings brings a financial profit there is a trend among people for that.

Coconut plantation can be seen in coastal areas in the district where about 75% are belonged to small land owners. Comparatively, since initial capital and labour needed for coconut plantation are minimum rural people have entered this plantation. There is no increase of land in the district as coconut lands have been used for development activities and building houses. In addition, 8116 coconut trees were cut and removed in Matara district due to coconut leave disease in Weligama area during the year 2016. It has adversely affected coconut plantation of Matara district.

Rubber plantation and related industries can also be seen in small quantities. Export crop cultivation too has extended through out the district and cinnamon cultivated land extent is about 8913 hectare. People living in Mulatiyana, Kamburupitiya, Hakmana, Pasgoda, Akuressa and Welipitiya have made used cinnamon cultivation to strengthen their economy and significant entrepreneurs in Cinnamon exportation can be seen in Matara district. 30% of cinnamon cultivated lands of the island is in Matara district.

In addition, cultivation of pepper, coffee and areconnut can be seen. Cultivation of vegetable and fruits is being done as a home garden cultivation using traditional methods. In divisional secretariat areas of Welipitiya, Hakmana and Weligama vegetable cultivation is significant.



In Matara district agriculture based industries could be considered major. Among them tea industry is prominent. There are 104 tea factories in Matara district and it has contribution to the supply of employments.

There is no development in the domestic rubber industry and Lord Star rubber factory which was started in the industrial city produces tyre related to artificial rubber. Production of curd and yoghurts is done at small scale in the district while Lucky yoghurt company involves in the high scale production of milky food and distribution of liquid milk.

According to industrial statistics in 2003, number of industry unit employed less than 9 employees is 5033 while total employee amounted to 10455. There were 273 factories where more than 10 employees employed and total employees there were 10416. Accordingly total number of employees employed in these factories except domestic industries is 28871. 22.9% of the labour force of Matara district is employed in industrial division.

In 86 villages in 56 Grama Niladari divisions in Divisional Secretariat divisions of Dickwella, Devinuwara, Weligama and Matara, the percentage of people employed in fishing industry is 48% of total population of such areas. Annual fishery production of 2013 is 48255 M.T.

2.5 Irrigation System of the District.

When considered the irrigation system of Matara district, according to statistics of 2014 8 huge irrigation, 5 anicuts, 23 small irrigation lakes and 131 small anicuts could be seen.

Irrigation according to Divisional Secretariat divisions – 2014.

Divisional Secretariat division	Large irrigation		Minor irrigation	
	Lakes	Anicuts	Lakes	Anicuts
Akuressa	2		1	33
Athureliya			3	2
Devinuwara				2
Dickwella	1		2	
Hakmana		2	7	13
Kamburupitiya	1	2		7
Kirinda				8

Puhulwella				
Kotapola				8
Malimbada			3	4
Matara		1	2	4
Mulatiyana				10
Pasgoda			1	10
Pitabaddara				1
Thihagoda	4			8
Weligama			3	4
Welipitiya			1	17
Matara district	8	5	23	131

Source : District Irrigation Engineer's Office - Matara

According to details of District Irrigation Engineer's office, lane extent cultivated under lakes are 3719 hectares while number of farmers 3851. It is 6573 hectares and 6298 cultivators under the category of anicuts.

2.6 Population Information of Matara District.

Population of Matara District shows by following table and graph. Accordingly female population of Matara District is higher than male population.

Population (Thousand)

Sector	Total Population	Male		Female	
		No.	Percentage (100%)	No.	Percentage (100%)
Urban	100,242	47,698	47.58	52,544	52.41
Rural	721,372	345,563	47.90	375,809	52.09
Estate	23,387	11,467	49	11,920	50.96
Total	845,000	404,728	47.89	440,272	52.10

2.7 Pattern of Rainfalls of the District

Monthly Rainfall 2016

Ranges of the rainfall in the Matara district are as follows.

Month	Rainfall to Thelijjawila (Mm)	Rainfall to Deniyaya (Mm)
January	124.6	117.5
February	47.2	69.7
March	48.7	125.6
April	128.3	495.2
May	305.7	684
June	126.1	161.7
July	158.5	103
August	100.5	88.5
September	37.7	61.8
October	222.8	110.5
November	304.5	461.8
December	105.3	221.4

Source : Agricultural Research Institute – Thelijjawila.

Tea Research Institute – Deniyaya.

Hilly areas like Pitabaddra, Kotapola and Pasgoda in Matara district has a wet weather with higher rainfall while coastal areas like Matara, Dickwella and Devinuwara has a dry weather. Rainfall in hilly areas is double as in coastal areas.

2.8 Basic Statistical Information – Matara District.

❖ District	: Matara
❖ Province	: Southern
❖ Total land extent	: 1282.5 Sq. km.
❖ No. of Divisional Secretariat division	: 16
❖ No. of Grama Niladri division	: 650
❖ No, of villages	: 1658
❖ No. of Polling Districts	: 07
❖ No. of Municipal Councils	: 01
❖ No. of Urban Councils	: 01
❖ No. of Pradeshiya Sabhas	: 15
❖ No. of Circuit Bungalows	: 02 (Ministry of Home Affairs)
❖ No. of Zonal Education office	: 04
❖ No. of schools	: 364
❖ No. of teachers	: 10122
❖ No. of Parliamentarians	: 8
❖ No, of Provincial Councilors	: 17
❖ No. of voters	: 634918
❖ Population	: 845000
❖ No. of houses	: 212953

3. Organizational Chart and Approved Cadre.

3.1 Organizational Chart

Operational programme is implemented under Head 262 so that responsibilities and functions could be properly performed in order to achieve objectives of District Secretariat. Two projects are carried out under that programme.

262 Operational programme

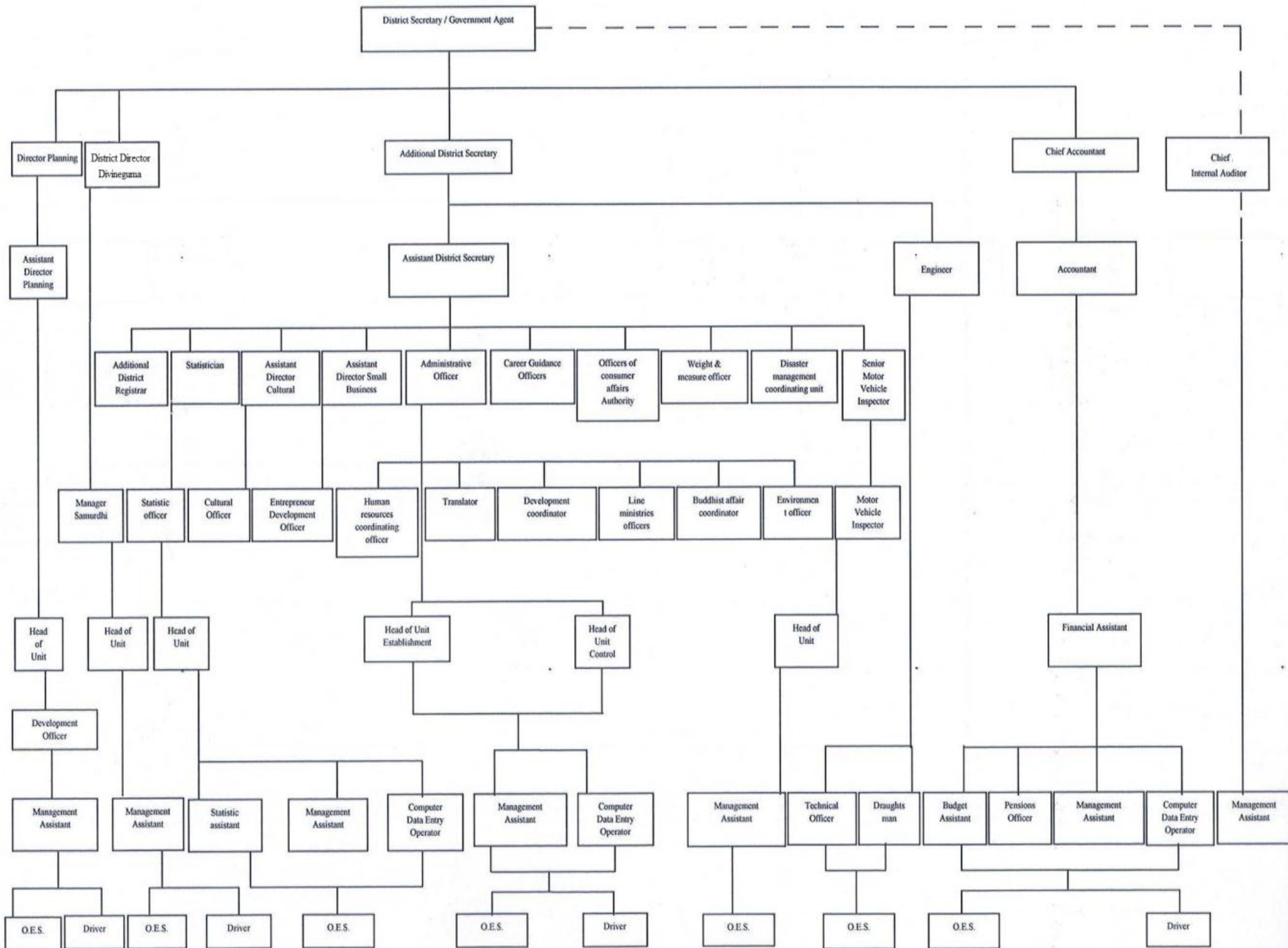
Project 1 – General Administration and Establishment services – District Secretariat.

Project 2 - Divisional Secretariats.

In designing organizational chart of District Secretariat under operational programme, not only staff coming under Head 262 but also officers of other Departments serving in District Secretariat have to be entered. Because all these divisions have been established at the premises of District Secretariat in order to provide economic, social and cultural services for the general public under one roof. District Secretary acts as the Head of such district Secretariats.

Example : Dept. of Statistics, Dept. Of Cultural affairs and Dept. of Motor Traffic etc.

Organizational Chart



3.2 Cadre Details

Following table shows the approved cadre, over staff and vacancies of District Secretariat of Matara and its 16 Divisional Secretariats as at 31.12.2016.

Cadre Details - District Secretariat Matara

Posts	Service, Grade /Class	Number of Approved Cadre	Actual Cadre as at 31.12.2016
Senior Level			
District Secretary	SLAS(Special)	01	01
Addl District Secretary	SLAS I	02	01
Asst. District Secretary	SLAS III	01	01
Chief Accountant	SLACS I	01	01
Internal Auditor	SLACS I	01	01
Accountant	SLACS I	01	01
Engineer	SLES I	01	01
Senior Level Total		08	07
Tertiary Level			
Administrative Officer	PMAS(Supra)	01	01
Translator	TS	01	02
Tertiary Level Total		02	03
Secondary Level			
Budget Assistant	AO	02	02
Development Co Coordinator	AO	02	03
Investigation Assistant	AO	02	02
Development Officer	AO	15	27
Public Management Assistant	PMAS I, II, III	27	31
Information Technology dev. Asst.	DEO	02	03
Technical Officer	SLTS II, III	02	02
Draughtsman	SLTS II	01	01
Technical Assistant	SLTS III	02	02
Receptionist		01	01
Secondary Level Total		56	74

Primary Level			
Driver	Drivers I, II	5	7
Office Employees Service	OES I, II,	9	9
Casual Garden Labor		1	-
Primary Level Total		14	16
Full Total		80	100

Cadre Details - Divisional Secretariats - Matara District

Posts	Service, Grade /Class	Number of Approved Cadre	Actual Cadre as at 31.12.2016
Senior Level			
Divisional Secretary	SLAS I, II	16	16
Asst. Divisional Secretary	SLAS II, III	16	12
Accountant	SLACS II, III	16	14
Senior Level Total		48	42
Tertiary Level			
Administrative Officer	PMAS (Supra)	16	13
Grama Niladhari (Supra)	GR (Supra)	14	4
Translator	TS I	2	3
Tertiary Level Total		32	20
Secondary Level			
Development Co-Ordinator	OA	16	17
Development Officer	OA	240	259
Public Management Assistant	PMAS I, II, III	420	404
Grama Niladhari	GN I, II, III	650	603
Information Technology dev. Asst.	DEO	16	15
Technical Officer	SLTS	14	19
Technical Assistant		0	10
Translator	TS II, III	2	0
Draughtsman	SLTS II, III	3	0
Receptionist		3	3
Secondary Level Total		1,364	1,330
Primary Level			
Driver	DMV I, II, III	31	31

Office Employees Servighce	OES I, II, III	97	88
Primary Level Total		128	119
Total (Senior+Tertiary+Secondary+Primary)		1,572	1,511
Casual Office Employees Servighce		1	0
Substitute Labourer		2	0
Substitute Watcher		2	0
Total (Casual +Substitute)		5	0
Grand Total		1,417	1,511

4. Performance.

4.1 Progress of General Administrative Activities

4.1.1 Activities of Grama Niladaries.

There are 650 Grama Niladari divisions in 16 Divisional Secretariat divisions in Matara district.

Performane details of them are as follows.

- ❖ Conducting various programmes in order to promote social and cultural activities in Grma Niladari divisions.
- ❖ Take maximum measures to achieve tax targets.
- ❖ Regularizing unauthorized lands and updating reports pertaining to unauthorized acquisitions.
- ❖ Held Ayurvedic clinic on non communicable diceases with the participation of Thihagoda Ayurvedic female Officer and Ayurvedic Physicians.
- ❖ Conducted programs of collecting dry rations for the community displaced by floods due to heavy rains in May 2016 and distributing programs through District Secretariat.
- ❖ Organized an alms giving for priests and lunch for senior citizens with the participation of members of senior citizen organization.
- ❖ Set up voluntary organizations within Divisional Secretariats, reformation, maintaining and participating in such meetings.
- ❖ Reporting about timber of estate lands, recommendation and provide necessary supurt for State Corporation in removing them.

- ❖ Provide assistance in projects done by decentralized and provincial council allocations.
- ❖ Referring children who are not attending to Dhamma schools to Dhamma schools
- ❖ Starting domestic productivity programs.
- ❖ Provided water and sanitary facilities for Pattigala Grama Niladari's Office.
- ❖ Renovated water pipe line of Napath Ella Central Dispensary.
- ❖ Referring elders for eye treatments and eye lenses.
- ❖ Conducted mobile services (lands, national identity cards. Elder identity cards, social service activities, Ayurvedic clinics etc.)

4.1.2 Internal Audit Duties.

According to internal audit plan of 2016, internal audits were held in 12 Divisional Secretariats and 06 audits in District Secretariat.

- ❖ Held special inspections regarding development projects in following Divisional Secretariats.
 - Welipitiya, Athuraliya, Kotapola, Devinuwara, Pitabaddara
- ❖ Duly conducted audit and management committee meetings relevant for 04 quarters in the year 2016 on following dates and provided reports.
 - First Quarter - 2016.03.10
 - Second Quarter - 2016.06.24
 - Third Quarter - 2016.09.08
 - Fourth Quarter - 2016.12.06
- ❖ Presented 150 audit queries pertaining to Divisional Secretariats and District Secretariat within the year 2016.
- ❖ Checked paying vouchers of 16 Divisional Secretariats and District Secretariats and submitted such reports for relevant offices.

4.1.3 Consumer Affairs.

Annual Performance Pertaining to Consumer Affairs.

Month	No. of raids.	Surcharge (Rs.)	Consumer relief complaints	Awareness programmes		
				Students (No.)	Consumers (No.)	Traders (No.)
January	84	407,500.00	06	01	01	-
February	101	494,000.00	05	01	02	-
March	69	432,500.00	05	03	06	01
April	47	191,000.00	08	01	-	01
May	46	352,500.00	07	02	05	02
June	44	420,500.00	05	03	02	02
July	52	142,500.00	04	02	02	02
August	75	460,500.00	07	-	02	01
September	66	299,000.00	04	01	05	01
October	61	368,000.00	06	02	02	-
November	78	359,000.00	07	-	04	01
December	95	195,500.00	04	-	-	-
Total	818	4,122,500.00	71	16	31	11

4.1.4 Collection of Revenue.

Revenue collected in the year 2016.

Revenue Head	Description	Revenue collected (Rs.)
1003.07.02	Registration fees pertaining to Dept. of Registrar General	19,002,173.50
1003.07.03	Private timber transportation	861,907.00
1003.07.04	Tax on sle of motor vehicles	3,000.00
1003.07.05	Permit fees related to Defense Ministry	253,040.00
1003.07.99	Permits – other	6,700,952.80
2002.01.01	Rents of Govt. buildings	828,693.05
2002.02.99	Interest – other	8,587,957.75
2003.02.13	Exam. and other fees	435,865.03
2003.02.14	Fees charged under Motor Traffic Act and other receipts	48,623,827.50
2003.02.03	Fees under Act of Registration of persons No. 32 of 1968.	625,050.00
2003.02.99	Selling and fees - miscellaneous	3,400,402.45
2003.99.00	Selling and fees - other receipts	31,208,390.76
2004.01.00	Social Conservation Contributing funds - Central Government	47,212,215.64
2006.02.00	Sale of capital assets	0.00
Total		167,743,475.48

4.1.5 Human Resources Development & Career Guidance Affairs.

Career Guidance Officers and Human Resources Development Assistants who are attached to District Secretariat and Divisional Secretariats are providing guidance and job placements in order to upgrade the socio economic condition of the people.

In parallel to the action plan, the target of Career Guidance Officer in conducting programmes is 343 in 2016. But they have completed 420 programmes.. Details of such programmes are mentioned below.

Program	Annual target			Achieving targets.		
	Programs	Beneficiaries	Allocations (Rs.)	Programs	Beneficiaries	Expenditure (Rs.)
Winning career challenges	2	60	15,900.00	4	100	15,900.00
Motivating for self employments	5	170	11,520.00	9	279	11,520.00
Making teachers aware	1	40	27,700.00	1	40	27,700.00
Internal Graduate programme	1	40	34,450.00	1	43	34,450.00
external Graduate programme	1	40	34,450.00	3	100	34,450.00
O/L	103	3,090	-	116	3,329	-
A/L	73	2,190	-	81	2,242	-
Improving career performance	-	960	-	-	1,373	-
Providing career guidance services – Other	-	1,920	-	-	299	-
Divisional job market	-	-	-	9	773	-
Referring vulnerable for jobs	1	30	7,950.00	1	35	7,950.00
Parents awareness programs	9	450	20,250.00	33	1,644	20,250.00
Prorams for vulnerables	128	-	-	136	3,065	-
Job placements in tourism sector	1	30	37,650.00	2	70	37,650.00
Job society program	1	30	34,150.00	1	32	34,150.00
Referring for jobs	-	-	-	-	1,239	-
Training programs on necessities	12	360	12,653.00	13	382	126,520.00
Registration of job seekers	-	-	-	5,678	-	-
Direct job placements	-	450	-	-	597	-
Entrepreneur societies	-	-	-	1	43	-
Entrepreneur Development	1	30	27,600.00	1	32	27,600.00
Job generation workshops	4	160	40,000.00	4	160	40,000.00
Other workshops	-	-	-	4	192	-
Total	343	10,050	418,150.00	420	21,747	418,140.00

Duties Performed by District Job Center in the Year 2016.

Programme	Extent of targets achieved in 2016
Company registration	129
vacancy registration	2,827
Job seeker registration	2,270
Job matching	1,554
Job Placements	428

4.1.6 Productivity Promotion Purposes.

Productivity Development Assistant Officers attached to District secretariat and Divisional Secretariats have contributed to a greater extent to improve the productivity of the district in 2016. Accordingly productivity programs were conducted at the level of pre schools, schools, public and private sector. Such programs details are as follows.

Education Sector

Pre schools

No of pre schools	Program	No of Programs	Number of Beneficiaries			Expenditure(Rs:)	No of Pre schools developed 5S
			Kids	Teachers	Parents		
178	5S	38	12116	534	12116	11,225.00	53
	Kaizen	01					
	QC						
	GP	10					
	KM						
	Other	07					
	PC	19					

Productivity Implementing in school as Award Criteria

No of schools	Program	No of Programs	Number of Beneficiaries			Expenditure(Rs:)	No of schools developed 5S
			students	Teachers	Parents		
81	5S	58	41,943	5622	41,943	147,360.00	52
	Kaizen	03					
	QC	15					
	GP	15					
	KM						
	Other	40					
	PC	44					

Established Productivity Association in school

NO of Productivity Associations	Number of Beneficiaries
50	650

Public Sector

Productivity Implementing in Public Sector as Award Criteria

No of Public Sector Organizations	Program	No of Programs	Number of Beneficiaries	Expenditure(Rs:)	No of Organizations Applied for award
60 (and GS office 71/EDO office 48)	5S	32	3867	50,429.00	19 (and GS office 17)
	Kaizen				
	QC	06			
	GP	06			
	KM				
	Other	18			
	PC	25			

Productivity Implementing in Divisional secretariat/ District secretariat as Award Criteria

No of Divisional secretariat	Program	No of Programs	Number of Beneficiaries`	Expenditure(Rs:)	No of Divisional secretariat Applied for award
16	5S	21	1870	37,150.00	11
	Kaizen	01			
	QC	08			
	GP	05			
	KM				
	Other	28			
	PC	14			

Private Sector

Productivity Implementing in Private Sector Organizations as Award Criteria

No of Organizations	Program	No of Programs	Number of Beneficiaries	Expenditure(Rs:)	No of Private Sector Organizations for award
9	5S	03	297	12,500.00	4
	Kaizen	02			
	QC	01			
	GP	02			
	KM				
	Other	01			
	PC	01			

Community Sector

Productivity Implementing Community Sector (Village)

No of Vellage	Program	No of Programs	Number of Beneficiaries	Expenditure(Rs:)	No of houses developed in productivity Concept
39 (and MBO 19)	5S	46	3,855	130,120.00	172
	Kaizen				
	QC				
	GP	19			
	KM	11			
	Other	19			
	PC	38			

KAIZEN Project

No of Kaizen Projects	No of SME Developed	Number of Beneficiaries	
		Male	Female
15	01	192	190

Implementing Projects

Projects	No of Projects Implemented	Number of Beneficiaries
KM Project	6	87
GP Cells	80	1013

Facilitation

Productivity Promoting Competition

No of Institutions for National Productivity Awards	
School	9
Public	28
Private	-

No of 5S Certified Pre School – 25

4.1.7 Media and Information Affairs

District Media Unit of Government Information Department which is established in Matara District Secretariat plays a major role. Various measures have been taken to make general public aware of development activities in Matara district. Special attention is paid for development news which are not published in the media. State and private media personnels are made aware and necessary information are provided to them.

Details of Matara district are reported to www.news.lk which is the official web site of Democratic Socialist Republic of Sri Lanka and www.dgi.gov.lk - the website of Government Information Department. Not only that but even a face book page is maintained by the name of District Media Unit – Matara.

Various type of seminars, conferences and workshops are conducted for mediemen with the intention of improving knowledge, attitudes and skills of regional media personnels of the district. Accordingly two programs were conducted for journalists. One was a workdhop on the theme “ Invasive species of living beings” and the other program was on the theme “Role of the journalist in establishing national co-existence in this country” which was jointly organized by Newspapers Board of Sri Lanka.

Media coordination of all state functions held in Matara District is carried out by Media Unit of Matara District.

Various programs are conducted in order to enhance the knowledge and understanding of school students regarding the subject of Mass Media.

Media coordination is provided for various programmes conducted in Matara district by government and semi government institutions including ministries, departments, corporations and boards.

Collection of newspapers articles of the district is also maintained.

Detailed report pertaining to regional media in the district has been prepared and maintained.

Accordingly 180 news announcements were issued to state and private mass media (including www.news.lk) pertaining to development projects implemented in Matara district in 2016.

Done 35 media coordinations referring regional media personnels for reporting functions, programmes and workshops held in Matara district by various ministries and departments.

4.1.8 Activities of Explosive Division.

Activities done by Explosive Division within a year.

- ❖ Explosive permits/ applications for permits were checked and recommend the quantity of explosive.
- ❖ Obtain the approval for explosive permits issued under prior covering approval and send related reports to the ministry.
- ❖ Issue relevant annual letter to provide quantity required for a month for authorized traders from NAVY/ State Trading General Corporation and authorized manufactures of explosives.
- ❖ Check stores of explosives and related documents..
- ❖ Follow up explosive management and prevent illegal activities..
- ❖ Issue of explosive to explosive permit holders from store of explosive of Udukawa, Matara and supervision.(Issue and supervision)
- ❖ Issue of fitness certificates for vehicles by which explosives are transported..
- ❖ Giving technical instructions to industrialists on use of explosive.

- ❖ Issue of rock mine permits / Participate in integrated inspection in issuing environment permits
- ❖ Hold quick inquiries regarding complaints on damages, environmental damages and nuisance to general public due to metal industry and inform the District Secretary / Govt. Agent such decisions.
- ❖ Take actions to destroy expired explosives.
- ❖ Issue bullets for fire arms.

Total Revenue of Explosive Division in the Year 2016

Type of permit	No. of permit	Fee (Rs.)	Surcharge (Rs.)	Revenue (Rs.)
Fira arms	409	100.00/200.00	15,900.00	56,600.00
Explosive permits				
Businesses	127	3,350.00	-	51,600.00
Private	21	100.00	-	2,100.00
Permits of fire arms/ crackersPrivider permits	307	750.00	27,750.00	79,500.00
Import permits	01	5,000.00	-	5,000.00
Provide permits	02	2,000.00	-	4,000.00
Manufacturing permits	01	500.00	-	500.00
Total Revenue				242,950.00

4.1.9 Registration of Persons and Lands.

,Details of registration of persons and lands of 16 Divisional Secretariats in Matara district in 2016 are given below.

Description	Number
No. of births registered within the year	14,835
No. of marriages registered within the year	6,925
No. of deaths registered within the year	5,927
No. of deeds registered within the year	812

Details of progress of various land duties of 16 Divisional Secretariats in Matara district are given below.

Description	Number
No. of permits granted under Lands development Ordinance	988
No. of grants given	409
No. of long term lease given	49
No. of long term lease recommended for Land Commissioner	72
No. of community Deeds issued	2
No. of land Kachcheri held	482
No. of division days held	90
Total No. of allotments granted within the year	748
No. of land disputes solved	1,497
No. of recommendations made for legitimating unauthorized	904
No. of permits issued under that	434

No. of measurement orders sent	555
No. of measurement descriptions received	188
No. of encroachers removed	37
No. of cases filed for obtaining possession back	18
No. of lands for which measures were taken to obtain possession back	70

Progress of issue of identity cards of 16 Divisional Secretariats in Matara district are given below

Description	Number
No. of applications forwarded to Dept. of Registration of Persons	22,050
No. of identity card issued to general public by Grama Niladaries	3,657
No. of applications for identity cards forwarded to one day service	6,469

4.1.10 Disaster Management Activities

Disaster Management Unit has been established in District Secretariat with the aim of taking measures related to possible disasters in the district. Accordingly planning, implementation and supervision of disaster management activities are done by this unit.

Following are the major role and functions related to disaster management purposes in 2016.

Programs carried out with financial allocations received within the year 2016

Prgram name	No. of programs
1.Training and awareness programs	
✓ National secured day program	1
✓ Officers awareness programs at district level	4
✓ Officers awareness programs at regional level	1
✓ School children awareness programs	5

✓ School Teachers awareness programs	2
✓ Rural Committees awareness programs	3
✓ Search and rescue programs	1
✓ Awareness programs for Three Forces Officers	2
✓ Fishing community awareness programs	2
✓ First aid and camp management programs	3
✓ Operating mechanical boats	2
2. Preparedness and planning	
✓ Rural preparedness programs	6
✓ Tsunami rehearsal programs	5
✓ Landslide rehearsal programs	3
✓ Flood rehearsal programs	4
✓ Tsunami rehearsal programs <i>at</i> national level	1
✓ Officers awareness programs at District level	3
✓ Officers awareness programs at regional level	7
✓ School protection programs	5
✓ Regional disaster preparedness programs at regional level	4
✓ Caution boards to make people on drawing in the water	10
✓ Caution boards to make people on landslides	10
Total No	84

Programs carried out with no financial allocations in the year 2016

Serail No	Program name	No. of programs
1	Awareness programs for coastal guards	5
2	Students awareness at Janadhipathi College of Fort, Matara	1
3	Awareness programs for Army officers	5
4	Awareness programs for District Agricultural officers	1
5	Awareness programs for staff of Lebeema Hospital of Kamburugamuwa	1

National secured day programs



Thotamuna - Matara

Awareness programs for officers of District and Regional level



**District Secretariat of Matara
Divisional Secretariat of Matara**

Awareness programs for students and school teachers



**Divisional Secretariat of Matara
Welipitiya Udukawa Maha Vidyalaya**

Rural Committee awareness programs



**Rural Committee of Kotapola Horagala
Rural Committee of Pitabaddara Kudalahena**

Awareness program for Three Forces officers and fishermen



Matara Camp
Mirissa Fishery committee

Searching and Rescue programs



Lenabatuwa Lake of
Kamburupitiya

First Aid and Camp Management Program



Divisional Secretariat of Malimbada
Divisional Secretariat of Pasgoda

Rural Disaster Preparedness



Rural committee of malimbada katuwangoda
Rural committee thihagoda athtudawa

Operating mechanical boats



Lenabatuea Lake of Kamburupitiya

Tsunami, Flood, Landslides Reheasal



Kamburupitiya Gatha North Pitabaddara Kudalahena M.V.

Construction of caution boards



4.1.11 Activities of Disaster Relief Service Center

Needy allocations were made to all Divisional Secretariats for damages of houses in the district through Disaster Relief Service Center for damages occurred in the year 2015.

Details of payments made in 2015 for house damages occurred in 2016.

Serial No.	Div. Sec. Division	Totally damaged hoses					Partially damaged houses				Total cost
		No. of house damages	Allocation granted				No. of house damages	Allocation granted			
			1 st premium (Rs.)	2 nd premium (Rs.)	3 rd premium (Rs.)	Total sum for 1,2 and 3 premiums (Rs.)		1 st premium (Rs.)	2 nd premium (Rs.)	Total sum for 1,2 premiums (Rs.)	
1	Weligama	23	690,000	1,150,000	460,000	2,300,000	41	568,000	787,000	1,355,000	3,655,000
2	Matara	12	247,000	550,000	220,000	1,017,000	31	412,600	446,900	859,500	1,876,500
3	Dickwella	10	300,000	500,000	200,000	1,000,000	13	260,000	80,000	340,000	1,340,000
4	Malimbada	7	210,000	350,000	90,000	650,000	4	60,000	40,000	100,000	750,000
5	Welipitiya	4	120,000	200,000	80,000	400,000	11	130,000	90,000	220,000	620,000
6	Kotapola	3	-	150,000	60,000	210,000	14	191,200	286,800	478,000	688,000
7	Mulatiyana	27	480,000	1,200,000	460,000	2,140,000	53	788,000	1,087,000	1,875,000	4,015,000
8	Devinuwara	7	210,000	350,000	140,000	700,000	8	122,000	90,000	212,000	912,000
9	Hakmana	50	1,730,000	2,350,000	690,000	4,770,000	17	314,500	320,000	634,500	5,404,500
10	Athuraliya	12	360,000	600,000	240,000	1,200,000	6	84,000	126,000	210,000	1,410,000
11	Pasgoda	61	1,830,000	3,050,000	1,220,000	6,100,000	46	400,000	-	400,000	6,500,000
12	Pitabaddara	9	270,000	450,000	180,000	900,000	15	178,000	152,000	330,000	1,230,000
13	Kirinda Puhulwella	10	300,000	500,000	200,000	1,000,000	2	35,390	12,110	47,500	1,047,500
14	Thihagoda	9	270,000	450,000	180,000	900,000	17	261,000	174,000	435,000	1,335,000
15	Akuressa	11	330,000	550,000	220,000	1,100,000	18	220,000	145,000	365,000	1,465,000
16	Kamburupitiya	3	90,000	150,000	60,000	300,000	5	50,000	40,000	90,000	390,000
	Total	258	7,437,000	12,550,000	4,700,000	24,687,000	301	4,074,690	3,876,810	7,951,500	32,638,500

4.1.12 Activities of Environment Division

Month/ Date	Program	Venue
From January 2016	Project of minimizing utilizing use of polythene or plastic	All Government institutions/ schools
2016.01.08	Tree planting program which was held for blessing country.	MR/ Mirissa Central College
2016.02.02	World wet landday program , Plating mangrow and awareness.	Lagoon premises of Garanduwa, Weligama.
From 30.05.2016 to 05.06.2016	Programs of World Environment week, Waste management, tree planting, educational awareness and shramadana.	Government institutions and schools within District Secretariat and 16 Divisional Secretariats.
From 17.09.2016 to 23.09.2016	National week of securing national ocean resources, awareness programs and coast cleaning shramadana	Divisional Secretariats of Matara, Weligama, Dickwella, Devinuwara
From October to November 2016	National tree planting program, tree plantin and awareness	All Government institutions, schools and temples
From 2016 to 2018	Neelaritha Lassana Lanka village programs, Village development projects	400 villages as 25 villages from each Division of Divisional Secretariat
From 29 March 2016 to 04 April 2016 From 27 September to 03 October 2016	Implemented national Dengue combating week programs under emergency Dengue disaster situation	In All divisions of Divisional Secretariats
From 2 months to 2 months in 2016	Conduiting District environment Dengue and wild life friends committees	District Secretariat
December 2016	Implemented 16 fruit plants projects with Rs. Three Hundred given by Presidential Secretariat under Environment Conservartion week	16 Divisional Secretariats

Through out the year 2016	Inspection of environmental complaints of general public related to the environment	Within the district
Fom time to time in 2016	Implemented District soil and gravel committees	District Secretariat
Within school terms in 2016	Implemented Environment children society program and environment pilot group program in schools.	Schools in Matara Division and zone

4.1.13 Activities of National Languages Division.

Programs carried out in 2016	Venue
Providing uniforms	Badur Ahadiya Dhamma schhol, Weligama
Language, you and me open library	St. Mary's Convent of Matara
Conducted awareness programs on official language policy, religious co-existence and national integration.	MR/ Owitigamuwa South and Wathukolakanda Grama Niladari divisions.
Conducted awareness programs on official language policy, religious co-existence and national integration.	Vocational Training Center of Weligama, M.O.H. Office , Welipitiya, Auditorium of District Secretariat
From hand to hand rformation program	From Matara to Jaffna
Program performing marriages of those who spend family life without getting married	Auditorium of Divisional Secretariat of Malimbada
Conducted Tamil language training programs at level II and III	Divisional Secretariat of Malimbada and Devinuwara
Conducted 02 Tamil language training programs for public officers	Auditorium of Divisional Secretariat of Malimbada, Co-existence resource center, Matara
Model langage garden on the theme of making a bridge for language	St. Mary's Convent of Matara
Provided resource persons for workshop of awareness national integration promotion assistants coordinators on designing language plan.	Auditorium of Hambantota District Secretariat

Project of providing a safe book cupboard and books for Dimithumuthu library	Ullala East Grama Niladari Division 321 A of Kamburupitiya Divisional Secretariat Division
Providing library books and equipments for schools in remote areas Giving Dhamma school equipments Providing school equipments for children of emigrant families who face financial difficulties	Kapuduwa and Ukgoda Angunna Badulla junior school, Nakandarama community library of Karagoda Uyangoda Lenabatuwa ariyadaththa Dhamma school Divisional Secretariat division of Akuressa.
Thaipongal festival	Hulandawa Tamil Maha Vidyalaya
Inter religious tour	Rom Matara to Jaffna
Ramazan Upawasa festival	Auditoriums of Divisional Secretariat divisions of Malimbada, Weligama Nad Welipitiya
Lecture on Islam religion	Auditorium of Malimbada Divisional Secretariat Schools in Matara Zone
Regarding religious code of ethics and culture	
Co-existence new year festival	Eduwa Maduruwa Eksith language society – Matara Divisional Secretariat
District Coordination activities of oral test of 2016	Mr/ Ilma Vidyalaya
Attitude development programs	Kahagala Junior school
People participation programs at community level	MR/ St. Mary's Convent of Matara Almeda Vidyalaya of Urumuththa
Workshop on conflict resolution	Auditorium of Weligama Divisional Secretariat
Awareness for National Integration Assistant Coordinators	Auditorium of Matara Divisional Secretariat
Co-existence debate competition	Co-existence resource center, Matara
Youth Camp	Animal Training Center of Matara
Friendly Cricket match	Office premises of Weligama Divisional Secretariat

4.1.14 Motor Vehicles Activities.

Registration of new motor cycles, riving licences, motor cycle and vehicle trial - 2016	Number
Registration of new motor cycles - year 2016	-
1. Motor cycles registered	29
2. Certificate registration book	-
3. Vehicle identity card	-
4. Number plates	6,890
Driving licences	-
1. Applications received for Driving licences	14,723
2. Number called for the trail	18,685
3. Issuing new driving licences	12,093
4. Extensions	2,656
5. Renewals	1,801
6. Photocopies	201
Taking over of motor cycles - 2016	-
1. No. of taking over applications received	350
2. Taking over done	350
Vehicle tests done by Motor Traffic Inspector	-
1. No. of vehicle accidents inspected	1,382
2. No. of vehicles inspected	3,350
3. Issue of prohibition orders for vehicles	1,043
4. Remove of prohibition orders for vehicles	943

4.1.15 Investigation Affairs

Month	No. of complaints received	No. of preliminary investigation done	Complainant absent	disclose situation				
				Close supervision	Warning	Explanation	Issue of charge sheets	Remarks
January	12	6	1		1			5
February	2	3			1			2
March	5	2						2
April	5	4						4
May	2	3	1			1		2
June	3	5	1	1	2		1	1
July	1	1	1					1
August	5	1					1	
September	2	3					1	2
October	1	5						5
November	9	6			1			5
December	5	6	1					6
Total	52	45	5	1	5	1	3	35

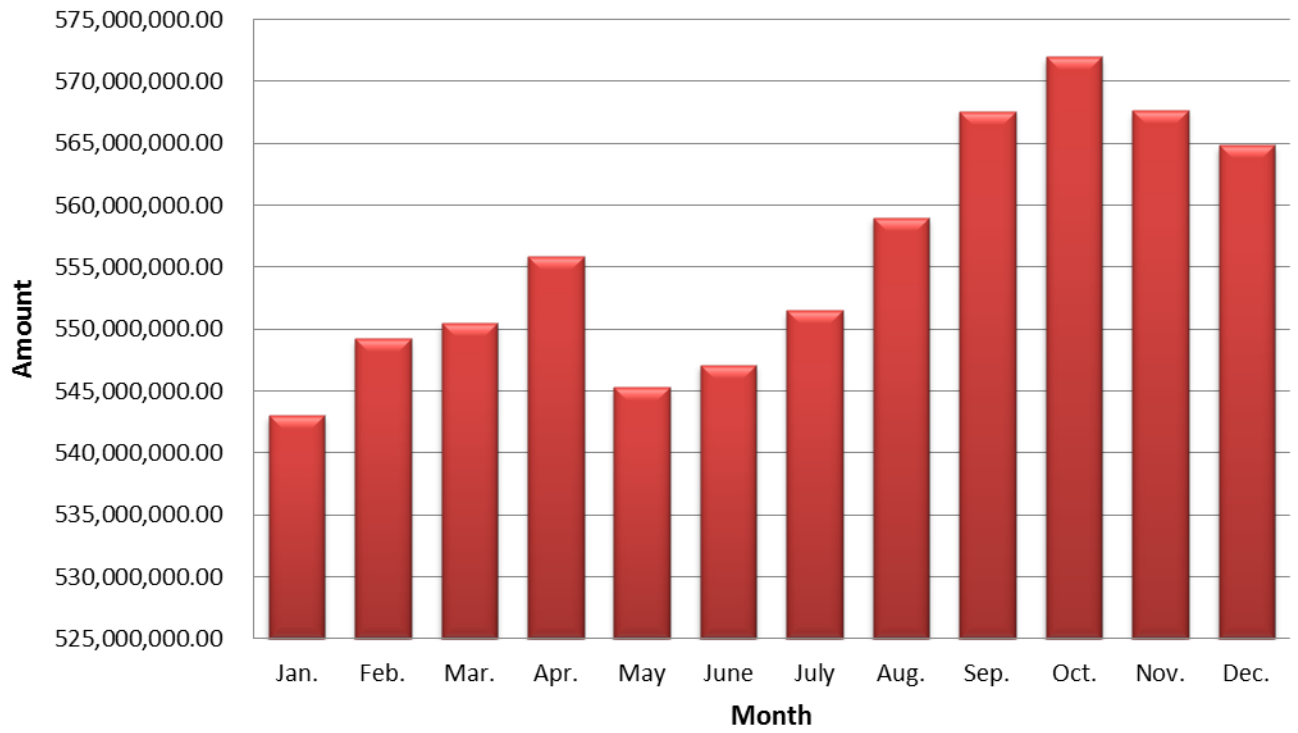
2 complaints which were not investigated in 2016 were brought forward

4.1.16. Pensioners Information.

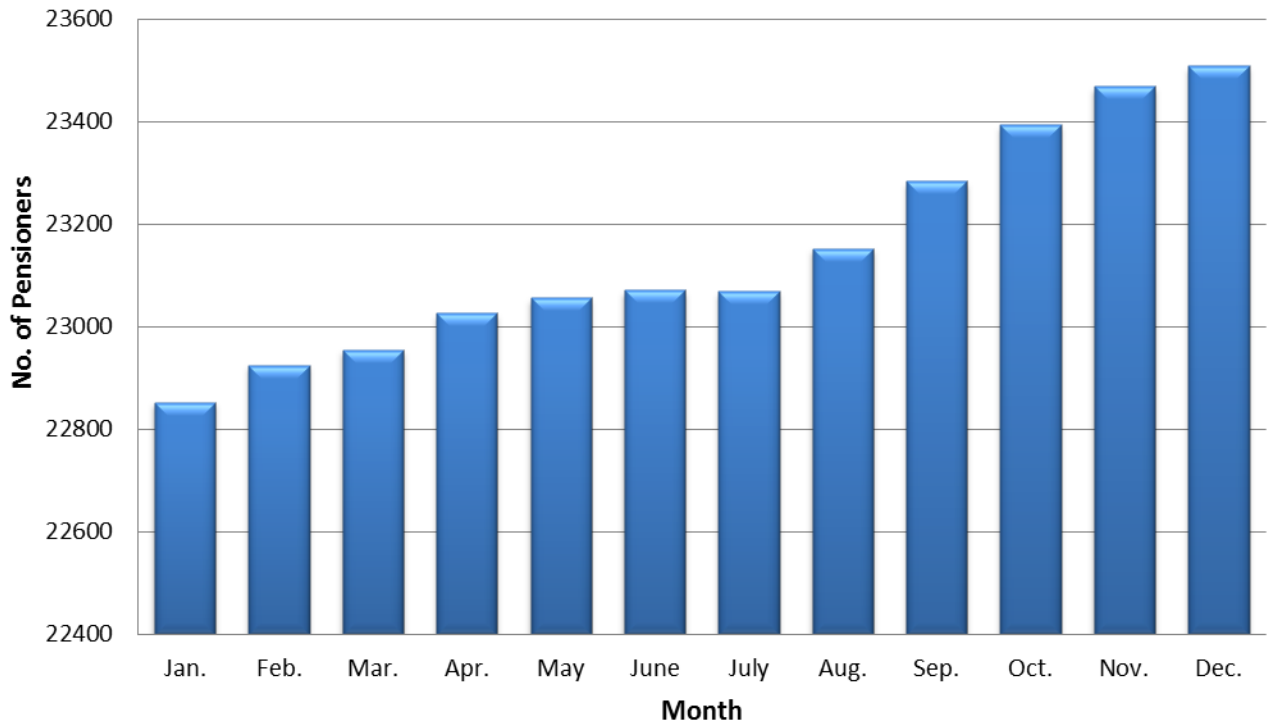
No. of Pensioners and amount of pensions paid in each months in 2016 in Matara District is as follows.

Month	No of Pensioner	Amount (Rs.)
January	22,852	542,988,957.80
February	22,925	549,226,726.01
March	22,954	550,456,602.98
April	23,026	555,878,961.55
May	23,056	545,262,071.36
June	23,071	547,089,269.53
July	23,068	551,483,877.72
August	23,152	559,003,669.47
September	23,283	567,573,609.25
October	23,393	571,962,351.82
November	23,468	567,607,634.21
December	23,508	564,821,000.51

Pension Payments by Month-2016 Matara District



No.of Pensioners by Month-2016 Matara District



4.2 Social Services and Cultural Progress.

4.2.1 Cultural and Religious Activities

Cultural activities

Cultural details of Matara district	
No. of Art institutes registered	102
No. of cultural centers	15

Important cultural places of the district
<ul style="list-style-type: none">• DEvinuwara Vishnu Devala• Weligama Kushta Rajagala• Evinuwara light house• Weherahena Poorvarama Rajamaha Vihara• Elamaldeniya Rajamaha Vihara• Getabaru Rajamaha Vihara• Kotikagoda Rajamaha Vihara• Wewrukannala Rajamaha Vihara• Watagedara Pothgulmalu Vihara• Athkanda Rajamaha Vihara• Godapitiya Rajamaha Vihara• Hittetiya Rajamaha Vihara• Prthmaga Rajamaha Vihara• Polwatte Gangarama Vihara• Minikirula Rajamaha Vihara• 103 – highest mile post of Sri Lanka• Godapitiya Mohedeen Muslim Mosque• Star fort - Matara• Residence of Gajaman Nona

Religious activities

Buddhist Affairs division of District Secretariat has been taking measures to have a religious encouragement in whole country by protecting identity of Buddhism and consistence of other religions. Accordingly role performed in 2016 is mentioned below.

- ❖ Conducted District Buddhist Songs singing programs for groups who won first place. – Kotikagoda Temple.
- ❖ Sir. Anagarika Dharmapala 83rd memorial program – St. Thomas Girls schools
- ❖ Conducted Dhamma School Teachers certificates examination 28.05.2016 – Palatuwa Gunarathana Maha Vidyalaya
- ❖ Conducted intervies at fourth stage of Daham Sarasaviya Buddha Dharma Diploma – District Secretariat.
- ❖ Meditation program for Buddhist Affairs Coordinators in Southern Province – 07.10.2016 – Meditation Center of Matara Bodhiya
- ❖ Evaluation of skills of essay writing, Arts, short dramas on Drug Prevention program for children in Southern Province 13.11.2016 – District Secretariat. Provincial stage held on 04.12.2016 at District Secretariat
- ❖ Started and continued fourth stage of Dahama Sarasaviya2016
- ❖ Conducted District Dhamma School student skills program at Nilwala College of Education on 27th of November
- ❖ Took measures to participate children in whole Island students skills evaluation program. Brought children to Sangamitta Balika Vidyalaya of Galle. (Spent for 2 buses)
- ❖ Organized and conducted meeting of District Sasanarakshaka Mandala
- ❖ Organized f stival of display secred remains of Lord Buddha held at Manthinda Pirivena.
- ❖ Conducted Vesak and Poson festivals
- ❖ Inspection of documents pertaining to allowances for Dhamma school teachers, decide teachers who should receive allowances, inspection of documents and preparing district reports.
- ❖ Holding progress review meeting of Buddhist Affairs Coordinators and participate in progress review meetings at the Department of Buddhist Affairs.

- ❖ Holding Dhamma school examinations from Grade 1 – 5, printing and provide question papers and provide certificates for qualified students.

4.2.2 Early Childhood Development Purposes

Aim of this division is to take necessary measures for the development, protection and whole development of children aged between 0-5 years living in Matara district. Accordingly, role played by District Secretariat and 16 Divisional Secretariats is as follows in the year 2016.

Programme description	No. of programmes	Expenditure born by ministry allocation (Rs.)
District progress review meeting	06	13,200.00
District child development committee meeting	04	26,800.00
Selection of Aruna Rata drawing of arts (District)	01	3,000.00
Program of “Senehethataka” (District)	01	32,000.00
Construction of Sellam Midul	02	98,650.00
Divisional Coordinating committee on early childhood development	28	28,000.00
“Senehethataka” Div. Sec. program	16	83,110.00
Selection of Aruna Dakina drawings of art – Div. Sec.	16	94,805.00
Week on development of earli childhood	16	125,230.00
World children day (Div. Sec. program)	16	191,400.00
Program of Posana Panpetha	16	127,650.00
Introduction of standards for early childhood development	16	239,500.00
Payment of Lama Diriya pre school teacher allowance.(Pre school teachers)	259	220,000.00
Reconstruction of earli childhood development centers	2	454,113.49
Program of glass of milk (259 pre school children)		2,014,588.00
Providing nutrition allowance of Rs. 20000.00 for pregnant mothers.		261,647,512.00

4.2.3 Social Service Activities

Measures taken in 2016 in order to uplift disabled persons in Matara district and use their maximum contribution in the process of development under the guidance of Department of Social Services are as follows.

- ❖ Implementation of community based disabled rehabilitation program throught out all 16 Divisions of Divisional Secretariats.
- ❖ To obtain the support from Japanese female volunteers for physiotherapy of disabled persons and training family members.
- ❖ Providing physiotherapy clinical training and holding medical clinics for disabled persons.
- ❖ Empowering self strength organizations of disabled persons and their parents and making them aware. As a result of that Self strength organization of Dickwella Divisional Secretariat division became first in the Island..
- ❖ Providing services such as housing aid, toilet equipments and aid, self employment aid, providing electricity and water under widening facilities for disabled persons.
- ❖ Providing training to improve products of self employees through Vidatha resource centers and holding fair at the level of Divisional Secretariat for the sale of products.
- ❖ Providing financial aid and equipments by Dept. of Social Services to strengthen NGOs and vocational training institute of disabled persons..
- ❖ Referring more than 100 disabled persons for career opportunities.
- ❖ Giving living aid for disabled persons.
- ❖ Evaluation of disabled persons, self strength organizations, entrepreneurs and job providers.
- ❖ Providing self employment aid for the rehabilitation of single parent families.
- ❖ Holding new year festivals of disabled persons.
- ❖ Holding different type of functions to celebrate disabled persons day.
- ❖ Set up Provincial and District Association of disabled persons with the help of NGOs in order to empower disabled persons and conduct practical workshops to make them aware.

Special social works done for elders in 2016 with the coordination of National Elders Secretariat.

- ❖ Issue elder identity card for elders who are over 60 years of age.

- ❖ Living allowance Rs. 2000/= was given to 19541 elders who are over 70 years of age and have monthly income less than Rs. 3000/= in Matara District.
- ❖ Set up elders organizations representing every Grama Niladari division.
- ❖ Set up Divisional Elders Balamandala getting together rural elders organizations.
- ❖ Set up District Elders Balamandala getting together 16 Divisional Elders Balamandala.
- ❖ Organized spiritual programs for elders (Meditation, Sil, Exercise).
- ❖ Holding elders day festivals to display elders' talents in relation to International Elders' Day.
- ❖ Holding elders new year festivals with the participation of elders in order to inculcate good psychological and physical conduct in elders.
- ❖ Holding medical clinics and awareness programs. (Diabetes, High blood pressure)
- ❖ Referring elders who are not treated by their children to Elders Maintenance Board.
- ❖ Provided cancer aid for 5 elders who are over 70 years of age.
- ❖ Held awareness program on value of elders for school children and women of women societies.
- ❖ Providing self employment aid.
- ❖ Brought elders who have no place of living to elders home.

Social Services Activities of the District – Year 2016

Division of Div. Sec.	Public allowane		Casual allowance		Cancer allowance		Thelasimea		consumption	
	No.	Amount paid (Rs)	No.	Amount paid (Rs)	No.	Amount paid (Rs)	No.	Amount paid (Rs)	No.	Amount paid (Rs)
Matara	648	1,787,000.00	07	84,000.00	81	457,200.00	01	8,400.00	02	4,350.00
Weligama	855	2,781,700.00	07	21,750.00	85	490,000.00	01	6,300.00	06	9,100.00
Kamburupitiya	548	2,053,450.00	18	441,000.00	74	398,600.00	01	9,100.00	03	-
Hakmana	341	1,141,350.00	-	-	38	218,800.00	04	18,900.00	01	4,950.00
Pasgoda	579	1,753,700.00	35	51,800.00	64	337,200.00	04	32,200.00	-	-
Kotapola	490	1,580,300.00	29	336,000.00	64	326,750.00	03	25,200.00	02	4,100.00
Malimbada	343	1,154,950.00	06	65,000.00	62	362,850.00	05	36,250.00	01	5,500.00
Akuressa	647	2,072,400.00	34	85,000.00	78	400,550.00	03	4,200.00	03	4,650.00
Dikwella	487	1,539,900.00	15	245,000.00	92	514,950.00	02	9,800.00	03	8,450.00
Thihagoda	654	2,181,850.00	27	278,500.00	55	322,450.00	-	-	-	-
Mulatiyana	935	3,176,950.00	-	-	80	460,000.00	05	42,000.00	-	-
Devinuwara	1,330	3,796,100.00	29	811,000.00	70	341,950.00	-	-	03	7,650.00
Welipitiya	405	1,380,550.00	06	24,000.00	81	466,350.00	01	9,000.00	-	-
Kirinda Puhulwella	255	834,450.00	11	219,000.00	38	181,750.00	-	-	02	5,250.00
Pitabeddara	337	1,449,550.00	-	-	42	186,000.00	01	8,400.00	-	-
Athuraliya	464	1,806,200.00	18	202,000.00	51	268,350.00	01	3,500.00	02	8,700.00
Total	9,318	30,490,400.00	242	3,629,050.00	1,055	5,733,750.00	32	213,250.00	28	62,700.00

4.2.4. Social Security Activities

Aim of this scheme is to secure financial security of employees who are not paid pension and involve in improper jobs when they become senior citizens. This reduces expenditure of social welfare by giving the a pension after 60 years . Accordingly details of Social security pension scheme in 2016 are as follows.

Social security pension scheme	No. of persons
Enrollements	1,018
Payments of pension	286
Payments of death disabilities	04

- ❖ Public officers who have achieved targets were awarded certificates and medals on 11.07.2016 at Nelum Pokuna Theatre.
- ❖ For the first time in Sri Lanka 100 Buddhist Bikkhus were given pension right on 08.09.2016 at Sri Saripuththarama Vihara.
- ❖ Held awareness program on pension scheme for public officers on 01.12.2016.
- ❖ To do all administrative activities pertaining to the implementation of pension scheme.

4.2.5 Counseling Service Activities.

Summarized details of counseling activities done within 2016 by Counselling Assistant Officers attached under ministry of Social empowerment and Welfare are as follows.

Serial No.	Program	No. of programs	No. of beneficiaries	Contribution (Ministry) (Rs.)
1	Psychological counseling awareness program for youths through an Psychological analysis on young age.	11	605	105,050.00
2	Two day workshop on identification psycho – social issues, prioritize and minimizing.	01	49	51,187.00
3	Displaying a banner with an advice at district and regional level.	13	-	26,000.00
4	Implemented programs in relation to National Counselling Day.	10	450	220,000.00
5	Awareness			
	❖ Eduaction field (children, parents, teachers)	90	4,617	
	❖ Public officers	10	340	
	❖ Community (elders, women, children societies, youth societies, Divineguma program, rural development programs)	107	4,300	
6	Capacity development programs	02	160	
7	Providing individual counseling services	-	872	
Total		244	11,393	402,237.00

Summarized details of counseling activities done within 2016 by Counselling Assistant Officers attached under ministry of Women and child Affairs are as follows.

Seria l No	Program	No. of programs	No. of beneficiaries	Allocation
01	Awareness program for school / Dhamma school children on misuse of internet and mobile phone.	01	150	-
02	Awareness on child abuse	28	1,697	-
03	Held psychological and counseling mobile service programs for psychiatrics	23	186	-
04	Drug prevention school counseling programs and counseling programs for drug addicts.	11	913	-
05	Prior marriage counseling program “Conflict free house full of happiness” for marriage expecting youths.	16	1,062	-
06	Program of strengthening disabled community through counseling on the theme ‘let’s make loss a blessing’	08	476	-
07	Psychological counseling to happily spend retired life. Awareness program for elders.	29	1,732	-
08	Counselling program of psychologically make widows strong	09	438	-
09	Counselling awareness program for pregnant mothers on the theme “ How to gift the society a child with good personality”	06	285	-
10	School counseling mobile service programs	07	823	-
11	Counselling awareness program for parents of disabled children and pre school teachers on “how to behave in handling disabled children’	17	869	-
12	Counselling awareness program for community on importance of psychological counseling for abused children.	12	1,064	-
13	Awareness program for parents of pre school children on ‘the manner of bringing up children decides their personality.’	07	362	-
14	Counselling awareness program for public officers on”Let’s minimize stress in office life”	13	1,421	150,000.00
15	Counselling awareness program for care takers of psychastric patients on how to look after them.	01	107	15,000.00

16	Teenage, problems of teenage and counselling	06	212	-
17	Awareness for women societies	83	3,436	-
18	Awareness for the community on counselling	13	924	-
19	Awareness programs on memory development and counselling	12	1,373	15,000.00
20	Awareness for officers on dimensia	12	1,432	-
21	Awareness for women on 'Let's minimize stress in house hold life'	18	1,634	75,000.00
22	Awareness for school children on counseling.	02	217	30,000.00
Total		334	28,813	285,000.00

4.2.6 Sport Activities of the District.

- ❖ Held training camps on games such as Volleball, Kabadi, athletics, Boxing, Netball, Swimming, Beach Kabadi, Gimnastic etc.
- ❖ Selection of athlets for a pool in 13 games.
- ❖ Maintain 16 training pools within Matara district for such 13 games.
- ❖ Held Volleyball and Cricket match among circles of District Secretariat in relation to sports and body fitness promotion week 2016 and walk and body fitness programs were held in Akuressa.
- ❖ Held events among all Divisional Secretarits and sport clubs.

4.2.7 Women Affairs of the District – Year 2016

Serial No.	Program name and activity	Dic. Secretariat	Exp. Borne by Ministry allocation (Rs.)	No. of beneficiaries
1	Awareness on livestock.	Thihagoda	6,700.00	10
	Livestock program – Distributing cows.		120,000.00	03
2	Awwareness on violence based on gender	Matara	25,000.00	100
		Aturaliya	25,000.00	103
3	Awareness program on nutrition for healthy life.	Pitabaddara	27,000.00	82
		Welipitiya	26,630.00	81
4	Awareness for estate women.	Kotapola	40,000.00	108
		Athuraliya	40,000.00	126
		Akuressa	40,000.00	
		Mulatiyana	40,000.00	96
5	Fishery women program ‘Strength for courage’ – Giving equipments and money	Matara	125,000.00	05
		Dickwella	125,000.00	05
6	Fishery women program ‘Strength for courage’.	Matara	12,500.00	43
		Dickwella	12,500.00	40
7	Training program on motivation for income generation sources. Introducing circular loans and cost management.	Pasgoda	28,000.00	50
		Kirinda	28,000.00	46
		Hakmana	28,000.00	48
		Malimbada	28,000.00	50
		Kamburupitiya	25,906.00	43
		Athuraliya	28,000.00	49
		Dickwella	28,000.00	50
8	Training program and awareness and distributing equipments	Weligama	50,000.00	10
9	Awareness on strengthening District women Balamandalaya	District Secretariat of Matara	14,400.00	50
10	Awarreness program on teenagers, reproduction and improving skills.	Matara	20,000.00	200
		Mulatiyana	20,000.00	500
		Athuraliya	20,000.00	213
		Devinuwara	20,000.00	225
11	Financially empower widow chief occupant women and givin them self employment equipments.	Mulatiyana	295,724.00	11
12	Held programs in relation to	Pasgoda	15,000.00	130

	Women day.	Kamburupitiya	20,000.00	25
		Welipitiya	20,000.00	83
		Matara	20,000.00	100
13	Women products show exhibition, uplift entrepreneurship	Thihagoda	46,700.00	108
		Pitabaddara	45,300.00	95
		Kirinda Puhulwella	21,200.00	134
14	Batik training	Kirinda Puhulwella	41,250.00	10

4.2.8 Probation and Child Protection Services

Program	Amount spent (Rs.)
Held 12 monthly progress meetings of Child Rights Promotion Officers	15,000.00
Held world children day program (For children in the district)	5,000.00
Awareness program for rural child development committee officers	20,000.00
Held child abuse and enjoying songs program for parents of pre school children (funded by National Development Bank)	23,500.00
Skill development program for children in the district	30,000.00
Held training programs for children in the district	41,370.00

4.3 Progress of Development Activities.

4.3.1 Development projects done under the object code of District Secretariat.

Capital assets rehabilitation and Improvement (Buildings and constructions)

Details of Capital assets rehabilitation and Improvement under object code 262 (Buildings and constructions) are as follows.

Description of Expenditure		Allocation (Rs:)	Expenditure (Rs:)
District Secretariat Matara			
Buildings and Construction		8,500,000.00	
District Secretariat Matara			
	Repairs of Main Auditorium		119,137.12
	Repair of water tank of District Secretary's Residence		154,307.49
	Repairs District Secretary's Residence		213,617.64
	Repairs of office toilets		285,071.90
	Sub Total		772,134.15
Divisional Secretariat Matara			
	For glass covering, air condition and supply of electricity for Registrar's Division		42,768.50
	Fixing a nes electricity meter for the canteen		21,908.00
	Sub Total		64,676.50
Divisional Secretariat Weligama			
	For arrangement of office of Administrative Officer		62,694.17
	For fixing commads and repairs of office toilets		15,589.00
	Partitioning place where AMP of office is kept.		64,561.20
	Sub Total		283,145.37
Divisional Secretariat Kamburupitiya			
	Construction of motor cycle garage		564,920.68
	Digging a well		24,950.00
	Sub Total		589,870.68
Divisional Secretariat Hakmana			
	Repair of office room of Divisional Secretary		62,600.00

	Sub Total	62,600.00
Divisional Secretariat Pasgoda		
	Construction of defense fence of office	679,307.98
	Sub Total	679,307.98
Divisional Secretariat Kotapola		
	Toilet repair	144,890.52
	Construction of a toilet for generalpublic	903,867.83
	Constructing office drainage system	42,232.81
	Sub Total	1,090,991.16
Divisional Secretariat Malimbada		
	Laying stones on frong ground of the office	229,544.14
	For trilingual name boards	167,450.00
	Change of place of office water tank	46,485.55
	For office vennet boards and gutters	78,456.40
	For store underneath stair case of development division	16,135.05
	Sub Total	538,071.14
Divisional Secretariat Akuressa		
	For designing clients covering	161,890.00
	For seiling of the cantee,	103,420.80
	For painting graduate building	54,689.20
	Sub Total	320,000.00
Divisional Secretariat Dickwella		
	Foxing aluminuim doors of the office	59,980.65
	Repair toilet system of upper floor of the office	16,830.00
	For vehicle garage of the office	382,245.55
	For laying interlock infron of office	74,929.95
	Sub Total	533,986.15
Divisional Secretariat Thihagoda		
	Repair of auditorium	363,180.77
	RRepair of building of head office	467,150.45
	For sanitation	116,169.91
	Sub Total	946,501.13

Divisional Secretariat Devinuwara		
	Repair of office toilet system	114,482.79
	Repair of gutters of office	243,339.68
	Renovation of electric circuits of office	719,267.00
	Fixing a commad for toilet of upper floor	18,670.00
	Sub Total	1,095,759.47
Divisional Secretariat Kirinda		
	Repair of office building	328,067.07
	Sub Total	328,067.07
Divisional Secretariat Athuraliya		
	For fixing raling of the second floor	145,170.28
	Construction of water supply way - Part 1	23,084.77
	For bicycle garage – Part 1	220,418.49
	For curtains of new building	59,075.00
	For vehicle garage	123,757.32
	For bicycle garage- Part II	58,060.51
	For access road	50,000.00
	For water supply way – final part	56,736.43
	For vehicle garage – final part	232,334.51
	Sub Total	968,637.31
Full Total		8,273,748.11

Acquisition of Capital Assets (Building and Construction)

Details of Acquisition of capital assets (Building and Construction) under head 262 are as follows.

Description of Expenditure	Allocation (Rs:)	Expenditure (Rs:)
District Secretariat Matara		
Buildings and Construction	155,000,000.00	
District Secretariat Matara		
Construction of new two storied building at Muatiyana Div. Secretariat		15,336,626.32
Construction of new building at Thihagoda		10,508,173.50

	Construction of new building at Dickwella Div. Secretariat		1,636,120.08
	Sub Total		27,480,919.90
	Full Total		27480919.90

4.3.2 Expenditure details of Line Ministries and Departments.

Expenditure details of Line Ministries and Departments							
Head	Ministry / Department	Recurrent		Capital		Total	
		Provisions Rs.	Expenditure Rs..	Provisions Rs.	Expenditure Rs.	Total Provisions Rs.	Total Net Expenditure Rs.
1	Presidential Secretariat	-	-	2,336,500.00	2,054,125.57	2,336,500.00	2,054,125.57
2	Prime Minister's Office	55,210.00	55,210.00			55,210.00	55,210.00
101	Ministry of Buddhasasana	236,500.00	236,169.00	14,688,353.19	14,080,064.38	14,924,853.19	14,316,233.38
102	Ministry of Finance	8,519,352.34	8,221,367.53	-	-	8,519,352.34	8,221,367.53
103	Ministry of Defense	125,000.00	115,000.00	-	-	125,000.00	115,000.00
104	Ministry of National Policy and Economic Affairs	528,844.00	483,842.50	759,275,000.00	684,491,845.35	759,803,844.00	684,975,687.85
106	Ministry of Disaster Management	8,992,436.88	8,678,985.23	38,871,500.00	32,240,275.00	47,863,936.88	40,919,260.23
110	Ministry of Justice	11,373,210.00	10,889,297.50	70,500.00	70,500.00	11,443,710.00	10,959,797.50
111	Ministry of Health, Nutrition and Indigenous Medicine	364,635.00	362,472.00	1,266,974.10	1,247,823.61	1,631,609.10	1,610,295.61
116	Ministry of Co-operative and Internal Trade	-	36,058.00	-	-	-	36,058.00
118	Ministry of Agriculture	28,345,030.22	26,218,427.72	122,500.00	104,241.49	28,467,530.22	26,322,669.21
120	Ministry of Women and Child Affairs	278,521,050.00	265,689,634.53	4,256,231.42	4,144,120.99	282,777,281.42	269,833,755.52
121	Ministry of Home	404,035,244.00	399,490,493.21	400,590,087.48	185,473,320.97	804,624,331.48	589,963,814.18

	Affairs						
124	Ministry of Social Empowerment and Welfare	524,999,163.75	524,999,163.75	1,895,887.00	1,895,887.00	526,895,050.75	526,895,050.75
130	Ministry of Public Administration & Management	8,518,251.29	8,409,433.04	161,544.00	161,544.00	8,679,795.29	8,570,977.04
135	Ministry of Plantation	-	-	22,000,000.00	20,294,880.45	22,000,000.00	20,294,880.45
136	Ministry of Sports	-	-	7,910,282.18	7,532,696.40	7,910,282.18	7,532,696.40
140	Ministry of New Villages Infrastructure and Community Development	-	-	6,800.00	6,800.00	6,800.00	6,800.00
151	Ministry of Fisheries and Aquatic Resources Development	-	-	375,000.00	255,000.00	375,000.00	255,000.00
153	Ministry of Land	18,028,901.72	14,777,674.76	39,711,985.26	38,500,467.22	57,740,886.98	53,278,141.98
154	Ministry of Rural Economic Affairs	72,116.00	72,116.00	5,539,530.00	5,452,568.44	5,611,646.00	5,524,684.44
155	Ministry of Provincial Council and Local Government	338,750.00	338,750.00	-	-	338,750.00	338,750.00
157	Ministry of National Dialogue	6,185,779.50	5,905,682.03	577,877.00	515,964.37	6,763,656.5	6,421,646.40
163	Ministry of Internal Affairs, Wayamba Development and Cultural Affairs	-	-	557,151.34	375,553.22	557,151.34	375,553.22

165	Ministry of National Integration & Reconciliation	-	-	1,467,491.00	1,467,491.00	1,467,491.00	1,467,491.00
182	Ministry of Foreign Employment	24,359,720.00	23,489,583.31	-	-	24,359,720.00	23,489,583.31
192	Ministry of Law & Order and Southern Development	-	-	441,580,000.00	345,671,708.76	441,580,000.00	345,671,708.76
196	Ministry of Science Technology and Research	2,518,828.13	2,352,993.88	1,140,697.50	1,049,711.73	3,659,525.63	3,402,705.61
197	Ministry of Skill Development and Vocational Training	283,500.00	272,618.79	-	-	283,500.00	272,618.79
201	Dept. of Buddhist Affairs	28,775,160.00	24,549,451.25	6,852,000.00	5,848,244.08	35,627,160.00	30,397,695.33
203	Ministry of Christian Religious Affairs	-	-	1,000,000.00	927,000.00	1,000,000.00	927,000.00
206	Ministry of Cultural Affairs	1,240,500.00	1,115,765.93	-	-	1,240,500.00	1,115,765.93
210	Dept. of Information	12,000.00	12,000.00	-	-	12,000.00	12,000.00
216	Dept. of Social Services	12,845,499.50	13,021,439.43	554,000.00	553,679.00	13,399,499.50	13,575,118.43
217	Dept. of Probation and Child Protection	11,836,930.00	11,835,845.84	15,000.00	14,107.50	11,851,930.00	11,849,953.34
219	Dept. of Sport Development	-	-	4,712,066.31	4,341,457.87	4,712,066.31	4,341,457.87
227	Dept. of Registration of Persons	14,144,640.00	13,528,274.41	-	-	14,144,640.00	13,528,274.41

248	Dept. of Excise	-	-	14,000,000.00	8,959,319.52	14,000,000.00	8,959,319.52
252	Dept. of Statistic and Census	1,365,170.11	1,261,231.61	24,554.65	22,230.00	1,389,724.76	1,283,461.61
253	Dept. of Pensions	68,167,811.00	17,722,043.91	282,000.00	275,600.00	68,449,811.00	17,997,643
254	Dept. of Registrar General	2,427,595.00	2,220,039.99	-	-	2,427,595.00	2,220,039.99
285	Dept. of Agriculture	20,000.00	17,820.00	-	-	20,000.00	17,820.00
286	Dept. of Land Commissioner General	5,500.00	5,500.00	-	-	5,500.00	5,500.00
287	Dept. of Lands Rights Resolution	-	-	49,3291.61	492,573.47	493,291.61	492,573.47
290	Dept. of Fisheries and Acquatic Resources	-	-	174,321.96	29,366.40	174,321.96	29,366.40
307	Dept. of Motor Vehicle and Transport	950,188.87	704,667.68	-	-	950,188.87	704,667.68
326	Dept. of Community Based	320,000.00	275,705.97	-	-	320,000.00	275,705.97
327	Dept. of Land Use Policy Planning	708,600.00	689,444.00	1,881,780.00	1,314,314.42	2,590,380.00	2,003,758.42
328	Dept. of Manpower and Employment	876,000.00	864,318.70	681,300.00	653,122.75	1,557,300.00	1,517,441.45

4.3.3 Development Projects Done Under Ministry of Economic Development Within the Year 2016.

Development Programmes

Proress Summary of Development Projects

SerialNo.	Program Name	No. of Programs	Physical Progress		Finaicial progress		
			Projects completed	Physical Progress (%)	Allocation (Rs. m.)	Expenditure (Rs. m.)	Financial Progress (%)
1	Decentralized Budget Program	1,206	1,196	99.2	144.85	135.52	93.56
2	Rural Infrastructure Development Program	1,191	1,146	96.2	613	546.03	89.08
3	Cont. projects	49	42	85.7	359.54	164.74	45.82
4	Rural Roads Reconstruction program	385	370	96.1	368.09	345.67	93.91
5	Rural Playground Development	18	18	100	12.59	11.69	92.85
6	Traditional Handcrafts development program	12	12	100	5.63	5.45	96.80
7	Coconut Leave Disease of Weligama	8,116	8,116	100	22	20.29	92.23
Total		10,977	10,900	99.3	1,525.70	1,229.39	80.58

Decentralized Budget Program
Financial and Physical Progress
As at 31.12.2016

Serial No.	Div. Sec. Dis. Sec..	No. of projects approved	Allocation (Rs. m.)	Total Estimation (Rs. m.)	No. of Beneficiaries	Physical Progress							Expenditure (Rs. m..)
						A	B	C	D	E	F	G	
1	Matara	225	22.72	20.83	2,5837	2	1					222	19.51
2	Waligama	94	10.75	10.57	43,001							94	10.17
3	Kaburupitiya	60	8.82	8.54	11,084							60	7.97
4	Hakmana	51	6.12	6.34	8,025	1						50	5.63
5	Pasgoda	70	9.06	8.83	21,825							70	8.13
6	Malimbada	65	6.22	5.87	35,729		1					64	5.92
7	Akuressa	61	12.12	11.83	13,045							61	11.56
8	Dickwella	60	6.76	6.64	2,563							60	6.44
9	Thihagoda	64	5.76	5.74	16,545		1					63	5.00
10	Mulatiyana	101	11.73	10.48	16,111							101	10.94
11	Dewinuwara	59	6.47	6.35	19,314	1						58	6.15
12	Welipitiya	82	11.70	11.65	25,683							82	10.68
13	Kirinda	37	3.33	3.30	6,108							37	3.08
14	Pitabaddara	59	6.31	6.30	11,208							59	5.78
15	Athuraliya	41	5.38	5.31	7,294							41	5.01
16	Kotapola	68	7.71	7.71	16,207	1			2			65	6.80
17	District Secretariat	9	3.92	3.92								9	3.74
Administration Cost													3.02
Total		1,206	144.85	140.20	279,579	5	3		2			1,196	135.52
%												99.17	

A-work not started (0%), B- (1-10%) - estimates prepared , C- (11-25%) -Programmes, D - (26-50%)-Programmes E -(51-75%)-Programmes, F - (76-99%)-Programmes, G -100%-Programmes

Rural Infrastructuer Development Program
Financial and Physical Proresss
As at 31.12.2016

Serial No.	Div. Sec.	No. of projects approved	Allocation (Rs.m.)	Allocation for the project (Rs.m.)	Total Estimate (Rs.)	No. of beneficiaries	Physical progress						Financial progress	
							A	B	C	D	E	F		G
1	Matara	63	29	29	28,340,422.69	7,466		6					57	23,457,277.01
2	Weligama	93	48	47.75	42,365,221.27	4,816	7	4	8				74	34,880,450.85
3	Kamburupitiya	90	39	39	38,097,658.22	7,449		1					89	35,524,585.48
4	Hakmana	42	34	34	33,834,841.54	13,641			1				41	31,961,607.25
5	Pasgoda	90	43	43	42,842,607.79	33,462		3					87	40,118,076.00
6	Kotapola	80	37	37	36,676,625.21	12,441	1	5					74	32,120,652.58
7	Malimbada	89	29	29	28,302,615.13	22,780		1					88	27,002,099.98
8	Akuressa	119	46	45.90	46,507,833.02	100,368							119	44,270,747.03
9	Dikwella	90	48	48	47,397,052.08	8,673							90	45,184,759.73
10	Thihagoda	69	40	40	38,701,436.71	13,279			1				68	33,890,500.47
11	Mulatiyana	54	48	48	47,364,815.54	3,857							54	43,357,624.36
12	Devinuwara	46	41	39	36,371,492.42	9,263			1				45	35,031,047.13
13	Welipitiya	61	38	37.5	36,581,848.46	7,185	2						59	33,528,883.84
14	Kirinda Puhulwella	30	25	25	24,689,384.54	5,754		1					29	21,146,218.70
15	Pitabeddara	96	40	40	39,997,521.47	13,229		2					94	37,227,153.87
16	Athuraliya	79	28	28	27,747,686.58	4,754		1					78	27,328,820.48
Total		1,191	613	610.15	595,819,062.67	268,417	10	24	11				1,146	546,030,504.76

Cash In Hand - 2015
Development of Villages - 2015
District Secretariat - Matara

No.	Project Name	Allocation (Rs.)	Financial progress (Rs.)	Physical progress
1	Development of Dahamgama drainage system (Eliyakanda North)	772,824.00	772,823.24	100%
2	Drainage development of Jayasumanarama road (Kotuwegoda South)	509,708.00	503,707.49	100%
3	Renovation of Welegoda Medahena road (Welegoda West)	957,506.00	957,505.73	100%
4	Piladuwa Drainage Development (Weragampita)	489,744.00	271,689.32	100%
5	Development of Walpala Second Cross Road	243,119.00	243,118.50	100%
6	Development of box culverts and drainage system – Wilfred Gunasekara Mw, Fort.	556,968.00	556,967.13	100%
7	Development of Walgama Sirisena Gunathilaka First Mawatha	607,184.20	607,184.20	100%
8	Dev. of road near Uyanwatta Primary school.	741,202.00	724,784.32	100%
9	Dev. of road near Uyanwatta Dharmapala Mawatha	150,803.00	144,829.48	100%
10	Development of Walgama Sirisena Gunathilaka Second Mawatha	148,018.00	146,017.00	100%
11	Development of Walgama Nandasiri Nahimi Mawatha	69,183.00	69,182.40	100%
12	Dev. of Polhena Kasiwattapura internal drainage system	939,930.28	873,932.80	100%
13	Dev. of Wewihalagoda Community Hall	383,661.00	383,660.98	100%
Total		6,569,850.48	6,255,402.59	

Divisional Secretariat - Devinuwara

No.	Project Name	Allocation	Financial proress	Phphysical progress
14	Dev. of part of Palle Aparekka Dewalawatta Road	195,704.07	195,704.07	100%

Divisional Secretariat - Malimbada

No.	Project Name	Allocation	Financial proress	Phphysical progress
15	Construction of oen stage of Dhamma school of Sulthanagoda West	500,000.00	490,000.00	100%
Grand Total		7,265,554.55	6,941,106.66	

Basic Project Development of Ministry of Home Affairs

Palatha Neguma program -2016 (2014 Cont.)

No.	Project Name	Allocation	Financial proress	Phphysical progress
1	Construction of Unella multy purpose building	1.21	0.88	100%
2	Construction of spcialeducation unit of Thihagoda West	2.09	0.21	100%
3	Construction of multy purpose building of Denipitiya West	2.77	2.37	100%
4	Construction of multy purpose building Bathalahena	2.85	2.15	100%
5	Construction of Trade Complex multy purpose building of Beralapanathara	8.16	0.66	100%
6	Construction Kekanadura Weekly Fair	11.84	6.13	100%
7	Construction Kumbalgama Weekly Fair	10.61	5.09	70%
8	Repair of three storied building of Kongala Central College	12.42	0.0085	35%
9	Construction of Auditorium and two storied building of Narawelpita Central	4.35	0.62	100%

	College			
10	Construction of Morawaka New Bus Stand	25.28	18.10	95%
11	Construction of Pitabaddara Trade Complex	6.11	2.77	100%
12	Development of Deniyaya Weekly Fair	15.70	0.58	100%
13	Construction of canteen and staff room of Servatius College of Matara	1.40	0.34	100%
14	Construction of special education unit of Kirinda Puhulwella	0.96	0.064	100%
15	Construction of toilet system of Deiyandara Primary School	0.16	0.088	100%
16	Development of Warakapitiya Weliana Road	0.74	0.56	100%
Total		106.65	39.84	-

Head No. 121-1-2-9-2502

Deyata Kirula National Development Program -2016 (2014 Cont.)

Basic Project Development of Ministry of Home Affairs

Head No. 121-1-2-9-2502

No.	Project Name	Allocation (Rs:)	Financial proress	Phphysical progress (%)
1	Construction of three storied building of Urubokka National School	28.69	13.92	75%
2	Chest Clinic Building – First Floor (Ramya Mohotti)	25.25	7.80	70%
3	Development of Kananke Weekly Fair	16.13	6.62	100%
4	Development of Midigama Weekly Fair	16.72	3.43	100%
5	Construction of 70’x25’ building of Deiyandara Primary School	6.02	3.11	100%
6	Construction of three storied building of Morawaka Hospital	38.27	33.26	100%
7	Drinking water project of Randiya Community Foundation of Parapamulla West.	3.83	3.69	100%
8	Construction of shopping complex of Malimbada	57.05	11.65	70%
9	Repair of Hakmana Post Complex	7.96	7.23	100%
10	Construction of Sangawasa of	3.89	2.78	100%

	Devinuwara Poorna Vichithrarama			
11	Construction of part of toilet and building of Weherahena Rajamaha Vihara	7.89	5.07	100%
Total		211.7	98.56	

Gamaneguma Pogram -2016 (2014 Cont.)
Basic Project Development of Ministry of Home Affairs
Head No. 121-1-2-9-2502

No.	Project Name	Allocation	Financial proress	Phphysical progress
1	Construction of 15.22 x 7.50 building of Saranapala Primary School of Devinuwara.	2.46	1.98	100%
2	Construction of shopping complex of Dangala, Pitabaddara	4.99	1.89	100%
3	Construction of shopping complex of Kotapola	10.27	3.49	100%
Total		17.72	7.36	

Divineguma Development and Investment Program – 2016 (2015 cont.)
Head No. 121-1-2-9-2502

No.	Project Name	Allocation (Rs:)	Financial proress	Phphysical progress (%)
1	Development of Udupeella Garanduwa Road	3.15	2.43	100%
2	Development of Kommawala Road	4.19	3.11	100%
Total		7.34	5.54	

Village to village Door to doot program - 2016 (2015 General)
Head No. 121-1-2-9-2502

No.	Project Name	Allocation (Rs:)	Financial proress	Phphysical progress (%)
1	Construction of boundary ward around national school of Narandeniya	9.81	1.32	45%

Special project program - 2016 (2014/2015 Cont.)
Head No. 121-1-2-9-2502

No.	Project Name	Allocation (Rs:)	Financial proress	Phphysical progress (%)
1	Construction of part of toilet of MR/ Sujatha Vidyalaya	2.61	1.42	100%
Total		2.61	1.42	

Development of RuralPlayground 2016 – Monthly progress – Mini. of Sport

Serial No.	Project Task	Div. Secretariat	Allocation made Rs.	Financial progress from 15.12.2016 to 31.12.2016		Physical progress
				Amount spent Rs.	Completed %	
1	Development of Playground of Pallegama Secondary school – Phase II	Kotapola	1,093,809.20	1,060,886.18	100%	100%
2	Construction of a gate to Volleyball court of Vijitha Central College, Design an electrical circuit for 400 m running way, Repair of physical fitness equipments	Dickwalla	1,000,000.00	990,000.00	100%	100%
3	Construction of side wallof playground of MR/ Mirissa Maha Vidyalaya – Phase 1	Waligama	1,964,714.76	1,786,390.05	100%	100%
4	Construction of boundary wall of MR/ Siddhartha Vidyalaya and	Waligama	2,002,615.63	1,800,008.26	100%	100%

	development.					
5	Development og playground of MR/ Dolamawatha Junior School	Akuressa	200,338.79	198,335.41	100%	100%
6	Development og playground of MR/ Iluppella Junior School	Akuressa	201,048.00	197,876.52	100%	100%
7	Development og playground near Modapalama of Meepawita	Mulatiyana	341,960.00	310,340.73	100%	100%
8	Construction of side boundary wall playground of MR/ Wewahamanduwa Wanigasekara Maha Vidyalaya	Matara	1,070,644.80	1,058,907.00	100%	100%
Total			7,875,131.18	7,402,744.15		

Development of Rural Playground 2016 – Monthly progress – Dept. of Sport Development

Serial No.	Project Task	Div. Secretariat	Allocation made Rs.	Financial progress from 15.12.2016 to 31.12.2016		Physical progress
				Amount spent Rs.	Completed %	
1	Development of Badminton playground of Rahula College of Matara.	Matara	1,004,400.00	854,250.33	100%	100%
2	Development og playground of MR/ Beralapanathara Maha vidyalaya	Pasgoda	200,000.00	174,370.05	100%	100%
3	Iri Parakumba Vidyalaya	Welipitiya	1,941,408.42	1,921,994.34	100%	100%

4	Development of playground near Deniyawatta Kovila	Kotapola	348,533.98	281,075.80	100%	100%
5	Development of playground of Urumuththa Dole	Athuraliya	200,000.00	181,236.24	100%	100%
6	Development of playground of Gandara Maha Vidyalaya	Devinuwara	199,832.99	187,024.42	100%	100%
7	Development of playground of Siyambalagoda East Maha Vidyalaya	Pitabaddara	200,000.00	192,124.99	100%	100%
8	Development of playground Pitawalgamuwa	Mulatiyana	188,818.96	176,496.72	100%	100%
9	Development of public playground Grama Niladari's Division of Kapuduwa	Thihagoda	229,071.96	189,033.26	100%	100%
10	Development of playground of Hettiyawala East Vidyalaya	Kirinda Puhulwella	200,000.00	132,413.88	66%	75% (bad weather condition)
Total			4,712,066.31	4,290,020.03		

Ministry of Rural Economies
Implementation of Rural Economic Development Programs

- Item : (1) Development of Traditional Handcrafts villeges
 (2) Development of Traditional Handcrafts villeges
 (3) Development of Clay production villeges

Serial No.	Item and project name	Village / Division and Div. Sec. Division	No. of beneficiary families	Allocation made Rs.	Total expenditure Rs.
1	Development of Traditional Handcrafts villeges (development of reed producing villeges)	Urapola East/ Kahagala South - Kamburupitiya	50	632800.00	625,116.85
2	Development of Traditional Handcrafts villeges (development of reed producing villeges)	Polathugoda - Thihagoda	67	535800.00	511,141.00
3	Development of Traditional Handcrafts villeges (development of Blacksmith's products villeges)	Parawahera South - Matara	44	734850.00	730,799.50
4	Development of Traditional Handcrafts villeges (production of bobbin lace)	Gandara Devinuwara - Devinuwara	30	122500.00	121,800.00

5	Kithul development project	Divithura, Wilpita, Dalahagama, Yahamulla, Thibbotuwawa, Athuraliya/ West, Dematapassa, Kehelwala, Namburukanda, Urumuththa, Ihala Athuraliya, Kanahalagama – Athuraliya.	28	550220.00	532,100.00
6	Kithul Development project	Panakaduwa, Panakaduwa East, Rotumba East, Rotumba West, Hapana Ella, Denakannaliya, Galketikanda, Ketiwala, Kekundeniya, Pattigala, Panakaduwa, Beralapana thara, Batadura North, Batadura East, Pathawita, Wijayagama, Pasgoda.	106	990000.00	984,550.00
7	Kithul Development project	Ambewela and surrounding divisiona - Pitabaddara	83	505200.00	502,399.50
8	Development of clay producing villages	Wawulanbokka, Kirinda Puhulwlla	8	204,100.00	202,853.55
9	Clay industry	Denipitiya East - Welipitiya	18	551,130.00	454,789.59
10	Indikola Hat industry	Galkanda Kirinda Magin Ihala, Hettiyawala/ Kumbalgoda – Kirinda Puhulwella	40	40,820.00	40,430.00
11	Jewellery industry	Kandegoda, Kongala South, Gammedapitiya, Denagama North - Hakmana	20	530,720.00	520,288.55
12	Kithul Development Project	Undupitiya Diganahena, Dediyaagala Dolamawatha, Ahalape - Akuressa	109	229,640.00	226,299.90
Total			603	5,627,780.00	5,452,568.44

Object Code - 135-2-3-13-2502
Allocation received – Rs. m. 22
Coconut Leave Disease of Weligama
Physical and financial progress as at from 01.01.2016 to 31.12.2016

Div. Secretariat	Expenditure for trees Rs.	Admin. expenditure Rs..	No. of trees
Matara	6,004,000.00	35,925.00	2,395
Waligama	4,659,500.00	28,656.45	2,018
Welipitiya	2,851,000.00	–	1,204
Dewinuwara	3,734,000.00	19,343.00	1,334
Thihagoda	290,000.00	3,625.00	109
Malimbada	946,000.00	7,095.00	394
Dickwella	1,629,000.00	9,475.00	651
Kaburupitiya	7,000.00	–	3
Hakmama	2,000.00	–	1
Kirinda	23,000.00	–	7
Athuraliya	-	–	-
Akuressa	-	–	-
District Secretariate	–	45,261.00	–
Total	20,145,500.00	149,380.45	8,116

4.3.4 Activities of Divineguma National Program.

Divineguma Development Proram - 2016

In addition to subsidy program which is the major program of Divineguma program. Following programs were carried out in 2016 with allocation made by Divineguma Department in Matara District. Full details of them are as follows.

Serial No.	Program	Total allocation received	Expenditure	Percentage %	
1	Livelihood Development Program	12.64	12.64	100	
	Adri				1.6
	Livestock				1.88
	Fisheries				0.16
	Industry				4.22
	Job oriented vocational training programs				4.78
2	Marketing Development programs	4.74	4.67	98.5	
3	Social Development program	8.841	8.733	98.78	
	Prevention of drugs and cigarretts – Happy famiy program through spiritual development				0.409
	Child protection. Child society and cultural programs				0.196
	Counselling and career guidance				0.32
	International day celebration program				0.288
	Model Villages programs				1.384
	Progress review meetings				0.094
	Diriya Piyasa housing program				6.15
4	Awareness of community based organizations	0.04	0.04	100	
5	Purchase of computers	2.4	2.3	96	
6	Model villages program	7	6.66	95	
	Roads				0.969
	Mobile sales outlets				0.24

	Industry equipments			1.048		
	Services (oil tanks)			0.136		
	Tea plants			0.997		
	Housing and toilets			3.17		
	Training programs			0.104		
7	Computerizing low income subsidies					
Total				35.66		35.04
						98.27

Samurdhi Subsidy Program

Samurdhi subsidy program is implemented through out the Island from 1995 providing benefits for 30% of total population of the country. This program also include savings, investment, protection and lotteries. Through these methodologies beneficiaries are encouraged to have their own house.

When consider Matara District total number of families in this program is 62481 being 30% of total number of families. Although this number was 81914 at the beginning that number has come down as a result of empowerment and increase of economic growth rate of the country. But according to Department of Census and Statistics poverty rate of Matara District is 7.1%. Rate of families who receive additionally subsidies is 23%. Details of the district are morefully described in the following table.

Serial No.	Div. Sec.	Total No. of Families	No. of Samurdhi Families	No. of families deserved subsidy		No. of families who receive additional subsidy
				Rate of poverty	No. of families	
01	Hakmana	28,452	9,012	3.8	1,081	7,931
02	Waligama	17,968	6,464	8.3	1,491	4,973
03	Kaburupitiya	10,642	3,143	9.23	982	2,161
04	Hakmana	8,143	3,263	10.63	865	2,398
05	Pasgoda	16,396	3,323	11.43	1,874	1,449
06	Kotapola	16,940	2,649	11.7	1,982	667

07	Pitabaddara	13,887	2,059	11.38	1,580	479
08	Malimbada	9,059	1,914	8.18	741	1,173
09	Akuressa	13,795	3,843	10.72	1,479	2,364
10	Dickwlla	13,682	5,641	8.52	1,165	4,476
11	Thihagoda	8,728	2,732	9.22	804	1,928
12	Mulatiyana	13,300	3,673	10.29	1,368	2,305
13	Dewinuwara	12,010	4,556	8.03	964	3,592
14	Walipitiya	13,176	5,134	11.92	1,570	3,564
15	Athuraliya	8,300	3,294	11.41	947	2,347
16	Kirinda	5,348	1,781	9.17	490	1,291
Total		209,826	62,481	7.1	19,383	43,098

Samurdhi Social Protection Fund
Beneficiary Payments
2016.01.01 From 2016.12.31

Div. Sec.	Births				Marriages		Diseases		Deaths		Sipdora		Total	
	No.	Amount t Rs.	No.	Amount t Rs.	No.	Amount t Rs.	No.	Amount t Rs.	No.	Amount t Rs.	No.	Amount t Rs.	No.	Amount t Rs.
Pitabaddara	5	37,500			73	545,000	67	240,950	65	950,000	24	192,000	223	1,965,450
Kotapola	30	195,000			110	735,000	163	495,000	99	1,275,000	26	335,000	428	3,035,000
Pasgoda	24	167,500			96	700,000	125	415,850	89	1,305,000	27	200,000	361	2,788,350
Mulatiyana	19	137,500			99	717,500	168	515,650	72	1,020,000	26	184,000	384	2,574,650
Athuraliya	16	117,500			83	650,000	149	405,300	91	2,640,000	22	172,000	361	3,984,800
Akuressa	27	187,500	2	10,000	97	650,000	132	426,300	135	1,775,000	27	192,000	420	3,240,800
Walipitiya	22	147,500			183	1,195,000	199	630,950	158	2,195,000	29	222,000	591	4,390,450
Malimbada	15	112,500	1	5,000	52	412,500	105	357,600	71	1,010,000	17	184,000	261	2,081,600
Kaburupitiya	15	112,500			97	727,500	228	641,000	98	1,275,000	22	196,000	460	2,952,000

Hakmana	31	220,000	3	30,000	70	505,000	234	638,950	77	1,205,000	22	185,000	437	2,783,950
Kirinda	8	55,000			60	410,000	104	334,650	57	925,000	16	360,000	245	2,084,650
Thihagoda	12	85,000			67	480,000	100	288,550	70	990,000	21	201,000	270	2,044,550
Waligama	28	190,000			167	1,177,500	228	722,250	203	2,765,000	30	216,000	656	5,070,750
Matara	67	472,500	3	15,000	210	1,440,000	334	1,006,350	258	3,610,000	37	240,000	909	6,783,850
Dickwlla	69	502,500			167	1,220,000	229	716,850	157	2,280,000	24	257,000	646	4,976,350
Dewinuwar a	37	275,000			103	765,000	184	571,100	156	2,310,000	27	192,000	507	4,113,100
Total	425	3,015,000	9	60,000	1,734	12,330,000	2,749	8,407,300	1,856	27,530,000	397	3,528,000	7,170	54,870,300

Training Programs Conducted out of Allocations

Seri al No.	Task/ program	No. of progra ms	Venue	Beneficia ries	Expenditur e Rs.	Expenditure borne by
1	Flower cultivation training	1	Kamburugamuwa	14	3,000.00	Cheen Agriwes
2	Flower cultivation training	1	Agri. Training Center - Thelijjawila	16	3,000.00	Dept. of Agriculture
3	Shoe production for Divineguma entrepreneurs	1	Divineguma Training Center	26	50,000.00	Sinwa Company
4	Food technology for Divineguma entrepreneurs	1	Divineguma Training Center	57	120,000.00	Saba Sri Lanka
5	Food technology for Divineguma entrepreneurs	1	Div. Sec. - Kamburupitiya	32	80,000.00	Sabha Sri Lanka
6	Coordination of marketing opportunities of producers	1	Divineguma Training Center	30	28800.00	Sanjin Group of Business
7	Shoe training	1	Weligama	15	50,000.00	Southern Provincial Industrial Con.
8	Carpentry technology training	1	Divineguma Training Center	58	80,000.00	Jat Holdings
9	Coordination of marketing	1	Divineguma Training Center	36	30,000.00	Sanjin Group of business

	opportunities of producers					
10	Training on making ornamental products with coconut shells	1	Temple - Mirissa	20	15,000.00	National Crafts Council
11	Training workshop on sewing	1	Central Bank of Sri Lanka - Matara	30	20,000.00	Central Bank of Sri Lanka
12	Training Divineguma Dev. Officers on micro financial management	7	District Secretariat, Divineguma Training Center, Sarvodaya Training Center	992	945,000.00	Central Bank of Sri Lanka
13	Referring apprentices for plumbing sector	1	District Secretariat	348	10,000.00	Kent Engineers
14	Flower cultivation training	1	Agri. Training Center - Thelijjawila	48	20,000.00	Dept. of Agriculture
Total		20		1,722	1,454,800.00	

Training Programs Done With Allocations

Serial No.	Task/ program	No. of programs	Venue	Participation / beneficiaries	Expenditure borne by Divineguma Dev. Dept. (Rs:)
1	Participated 2 Divineguma Entreprnuers to Poison free country exhibition.		BMICH	2	3,150.00

2	Training Divineguma Managers on audit	1	Divineguma Training Center	142	47,090.00
3	Training Divineguma Managers on control of financial assets	1	People's Bank - Matara	96	67,667.00
4	Training Divineguma Managers on establishment and administrative affairs	1	District Agricultural office	101	62,736.00
5	Participated 09 Divineguma entrepreneurs to Dabindu Muthu National exhibition		Diyatah Uyana - Battaramulla	9	29,700.00
6	Implementation of marketing program Matara district 2016 (including model village)		Matara District	109	9,350,839.00
Total		3		459	9,561,182.00

4.3.5 Annual Progress Review of Small Enterprise Development Division.

Small Enterprise Development Division which is functioning under District Secretariat plays a major role through the implementation of various programmes for the upliftment of small entrepreneurs.

Serial No.	Programme	Annual target			Achieving targets			Progress %	
		Programes	Beneficiaries	Allocation Rs.	Programes	Beneficiaries	Allocation Rs.	Allocation	Programmes
1	Special awareness	01	75	30,000	01	262	23,048.00	76.82	100
2	Obile awareness	-	-	-	-	-	-	-	-
3	Ordinary one day awareness	14	700	103,000	19	906	34,015.00	33.02	135.71
4	Path to business	06	180	90,000	06	142	107,747.00	119.71	100
5	Anagement training programs	03	90	60,000	03	59	57,788.60	96.31	100
6	Marketing management training programs	01	30	20,000	01	15	22,175.00	110.87	100
7	Costing training program	04	120	60,000	04	102	41,685.00	69.48	100
8	Accounting program (Dena ana Man)	01	30	30,000	01	22	29,870.00	99.56	100
9	Business planning program	01	30	30,000	01	23	35,738.00	119.13	100
10	Echnology program	01	30	50,000	01	50	53,224.00	106.45	100
11	Business consultancy	03	90	20,000	03	93	28,016.00	140.08	100
12	Market exhibition	01	50	350,000	01	60	311,698.24	89	100
13	Development of Entreprenuer Associations	02	100	20,000	02	148	8,850.00	44.25	100
14	Awareness program og accounting	01	30	50,000	01	22	39,950.00	79.9	100
15	Productivity program	-	-	-	-	-	-	-	-
16	Follow up workshop	07	105	35,000	07	119	23,460.00	72.83	100
17	Selection for award ceremony	-	-	-	01	12	13,940.00	-	100
18	Project inspection	07	06	140,000	-	152	97,089.00	69.35	85.71
Grand total		53	1,667	1088,000	52	2,187	928,293.80		

Achieving other targets of Small Development Division

Description	Annual target	Achieving target	As a percentage (100%)
Starting new business	60	70	116.67
Development of current business	90	130	144.44
Preparing business plans	06	-	-
Providing counseling services	30	63	210
Referring for loans	-	-	-
Amount of loans given (Rs.)	1,275,000		

Follow up Tour



Ruhunu Entrepreneuership 2016



BMICH Marketing Exhibition



Best Entrepreneur Appraisal Festival - 2016

විශිෂ්ට ව්‍යවසායක ඇගයීම් උළෙල - 2016
 කුඩා ව්‍යාපාර සංවර්ධන අංශය - මාතර
 ජාතික ප්‍රතිපත්ති හා ආර්ථික සටහනු අමාත්‍යාංශය.



මසේ ඉන්දීය කාර්යවසම් මයා (තිරීමාණාත්මක ව්‍යවසායකයා) 2016

Wedding gallery
Thushan Shanaka 071 4817190.

විශිෂ්ට ව්‍යවසායක ඇගයීම් උළෙල - 2016
 කුඩා ව්‍යාපාර සංවර්ධන අංශය - මාතර
 ජාතික ප්‍රතිපත්ති හා ආර්ථික සටහනු අමාත්‍යාංශය.



තෙලුම් නිශානි ජයවර්ධන මෙනවිය (හැඬි වීත ව්‍යවසායකයා) 2016

Wedding gallery
Thushan Shanaka 071 4817190.

විශිෂ්ට ව්‍යවසායක ඇගයීම් උළෙල - 2016
 කුඩා ව්‍යාපාර සංවර්ධන අංශය - මාතර
 ජාතික ප්‍රතිපත්ති හා ආර්ථික සටහනු අමාත්‍යාංශය.



එන්.ආර්. මාලිකා චතුරානි ද සිල්වා මිය (පරිසර හිතකාමී ව්‍යවසායකයා) 2016

Wedding gallery
Thushan Shanaka 071 4817190.

විශිෂ්ට ව්‍යවසායක ඇගයීම් උළෙල - 2016
 කුඩා ව්‍යාපාර සංවර්ධන අංශය - මාතර
 ජාතික ප්‍රතිපත්ති හා ආර්ථික සටහනු අමාත්‍යාංශය.



එන්.පී. ලක්මිකා සංදීපනී මෙනවිය (නිෂ්පාදන අංශය-පළමු ස්ථානය)

Wedding gallery
Thushan Shanaka 071 4817190.

One day Awareness Program



4.3.6 Performance of District Agricultural Division.

02 major projects were implemented with allocation given to Matara District by Ministry of Agriculture.

01. Food production national program 2016 - 2018

02. Fruit village program

Allocation of Rs. 398,800 was given to Matara district from President office under food production national program 2016 – 2018 and following projects were implemented. Financial and physical progress of such projects are as follows.

Serial No.	Project	Allocation (Rs.)	Allocation given	No. of beneficiaries	Expenditure (Rs.)
01	Cultivation of traditional domestic paddy and additional crops in Yala 2016	58,800.00	Green gram seed – 10 kg. Domestic Ma paddy – 390 kg.	01 08	30,100
02	Cultivation of traditional domestic paddy and additional crops in Maha 2016	340,000	Domestic Paddy - 2110.5 kg	129	167,785

Allocation given for follow up of fruit village program and its financial progress are as follows.

Allocation made (Rs.)	Expenditure (Rs.)
20,000.00	13,599.00

4.3.7 National Fertilizer Secretariat

Serial No	Activities	No. of programs	No. of beneficiaries	Physical progress (%)	Financial progress (%)
1	Training programs				
	1.1 Farmer training	03	152	100	86
	1.2 Officers training	01	50	100	100
	Officers Farmers				
2	Sample test and assuring quality of fertilizer				
	2.1 Sample test at field level	25	37 sample	148	90
3	Store verification and store test				
	3.1 Main stores	04		100	} 85
	3.2 Regional stores	22		100	
	3.3 Suitability test for giving permits	38		100	
4	Soil test				
	4.1 Paddy lands				
	4.2 high land				
	Total		202 beneficiaries 37 samples		

5 Annual Accounts

5.1 Appropriation Account

								DGSA 1
<u>Appropriation Account by Programme - 2016</u>								
Expenditure Head No: 262 Name of Ministry / Department / District Secretariat: District Secretariat Matara								
Programme Number mentioned in Annual Estimates		(1)	(2)	(3)	(4)	(5)	(6)	Page No. (Reference to relevant DGSA 2 format)
	Title of the Programme given in Budget Estimate	Provisions in Budget estimate	Supplimentary Provision and Supplimentary Estimate Allocation	Transfers as per F.R.66 and F.R.69	Total Net Provisiona (1+2+3)	Total Expenditure	Net Effect Saving/ (Excesses) (4-5)	
		Rs.	Rs.	Rs.	Rs.	Rs.	Rs.	
	<u>Recurrent</u>							
1	Monitoring programme	903,000,000	51,120,000	60,398,790(60,948,080)	953,570,710	950,067,189	3,503,521	2
	Sub Total (Recurrent)	903,000,000	51,120,000	60,398,790(60,948,080)	953,570,710	950,067,189	3,503,521	
	<u>Capital</u>							
1	Monitoring programme	179,000,000	-	549,290	179,549,290	50,272,774	129,276,516	2
	Sub Total (Capital)	179,000,000	-	549,290	179,549,290	50,272,774	129,276,516	
	Grand Total	1,082,000,000	51,120,000	60,948,080(60,948,080)	1,133,120,000	1,000,339,963	132,780,037	

							DGSA 2
<u>Appropriation Account by Programme - 2016</u>							
Expenditure Head No. : 262 Name of Ministry / Department / District Secretariat :District Secretariat - Matara.							
Programme No. & Title 01 Monitoring Programme							
<u>Summary of Recurrent and Capital Expenditure</u>							
Nature of Expenditure with DGSA format Reference	(1)	(2)	(3)	(4)	(5)	(6)	Page No. (Reference to relevant DGSA 2 format)
	Provisions in Budget Estimate	Supplimenta ry Provisions and Supplimenta ry Estimate Allocation	Transfers as per F.R. 66 and F.R. 69	Total Net Provisiona (1+2+3)	Total Expenditure	Net Effect Saving/(Ecce ss) (4-5)	
	Rs.	Rs.	Rs.	Rs.	Rs.	Rs.	
(a) Recurrent (DGSA 3)	903,000,000	51,120,000	60,398,790(60,948,080)	953,570,710	950,067,189	3,503,521	3
(b) Capital (DGSA 4)	170,000,000	-	549,290	179,549,290	50,272,774	129,276,516	4 & 5
Total	1,082,000,000	51,120,000	60,948,080(60,948,080)	1,133,120,000	1,000,339,963	132,780,037	

Recurrent Expenditure by Projects

Expenditure Head No : 262						
Name of Ministry / Department /District Secretariat:District Secretariat,Matara						
Programme No. & Title : 01 Monitoring Programme						
Project No./Names,personel emoluments and other expenditure for all projects	(1)	(2)	(3)	(4)	(5)	(6)
	Provisions in Budget Estimate	Supplimentary Provisions and Supplimentary Estimate Allocation	Transfers as per F.R. 66 and F.R. 69	Total Net Provisiona (1+2+3)	Total Expenditure	Net Effect Saving/(Eccess) (4-5)
	Rs.	Rs.	Rs.	Rs.	Rs.	Rs.
<u>Project No: & Title:General</u>						
<u>Administration and Institutional services</u>						
<u>- District Secretariat-Matara</u>						
Personal Emoluments(from 1001 to 1003)	55,050,000	-	3,867,500(4,821,000)	54,096,500	54,015,178	81,322
Other Expenditure(from 1101 to1506)	25,500,000	1,220,000	331,200(2,310,190)	24,741,010	22,956,687	1,784,323
Sub Total	80,550,000	1,220,000	4,198,700(7,131,190)	78,837,510	76,971,865	1,865,645
Project No. & Title:02 Divisional Secretariats						
Personel Emoluments (1001 - 1003)	740,500,000	49,900,000	50,677,500(48,732,000)	792,345,500	791,905,143	440,357
Other Expenditure (1101 - 1506)	81,950,000	-	5,522,590(5,084,890)	82,387,700	81,190,181	1,197,519
Sub Total	822,450,000	49,900,000	56,200,090(53,816,890)	874,733,200	873,095,324	1,637,876
Grand Total	903,000,000	51,120,000	60,398,790(60,948,080)	953,570,710	950,067,189	3,503,521

Capital Expenditure by Project

DGSA 4

Expenditure Head No : 262 Name of Ministry / Department / District Secretariat: District Secretariat, Matara

Programme No. & Title : 01 , Monitoring Programme

Object Code No.	Item No.	Financed by (Code No.)	Description of Items	Provision in Budget Estimates	Supplimentary Provision and supplementary estimate allocation	transfers in terms of the F.R.66 and 69	Total Net Provision (1+2+3)	Total Expenditure	Net Effect Savings/(Excesses)(4-5)
				(1)	(2)	(3)	(4)	(5)	(6)
			Rs.	Rs.	Rs.	Rs.	Rs.	Rs.	
			Rehabilitation of Capital Assets and improvements						
2001		11	Buildings	8,500,000	-	-	8,500,000	8,273,748	226,252
2002		11	Plant, machinery and equipments	2,800,000	-	-	2,800,000	2,502,765	297,235
2003		11	Vehicles	3,300,000	-	-	3,300,000	3,051,718	248,282
			sub total	14,600,000	-	-	14,600,000	13,828,231	771,769
			Acquisition of capital assets						
2102		11	Furniture and office equipment	6,400,000		549,290	6,949,290	6,621,023	328,267
2103		11	Machinery	1,400,000		-	1,400,000	836,567	563,433
2104		11	Buildings	155,000,000		-	155,000,000	27,480,920	127,519,080
			sub total	162,800,000		549,290	163,349,290	34,938,510	128,410,780
			Total	177,400,000		549,290	177,949,290	48,766,741	129,182,549
			Capacity Building						

2401		11	Traning and Capacity Building	600,000		-	600,000	594,954	5,046
			sub total	600,000		-	600,000	594,954	5,046
			total	178,000,000		549,290	178,549,290	49,361,695	129,187,595

DGSA 4

Capital Expenditure by Project

Expenditure Head No : 262

Name of Ministry / Department / District Secretariat: District Secretariat, Matara

Programme No. & Title : 01 , Monitoring Programme

Object Code No.	Item No.	Financed by (Code No.)	Description of Items	Provision in budget Estimates	Supplimentary Estimates allocation	transfers in terms of the F.R.66 and 69	Total Net Provision (1+2+3)	Total Expenditure	Net Effect Savings/(Excesses)(4-5)
				(1)	(2)	(3)	(4)	(5)	(6)
				Rs.	Rs.	Rs.	Rs.	Rs.	Rs.
			Capacity Development						
2401		11	Traning and Capacity Development	1,000,000	-		1,000,000	911,079	88,921
			Grand total	1,000,000	-		1,000,000	911,079	88,921

Summary of Financing Expenditure by programme**Head No. 262****Name of Ministry/Department/District Secretariat : District Secretariat, Matara****Programme 01 : Monitoring Programme**

Code	Description of terms	Program 01		Program 02		Grand Total		Percentage of Expenditure (6÷5)*100 (7)
		Net Provision	Actual Expenditure	Net Provision	Actual Expenditure	Net Provision	Actual Expenditure	
		(1)	(2)	(3)	(4)	(5)	(6)	(7)
		Rs.	Rs.	Rs.	Rs.	Rs.	Rs.	%
11	Domestic Funds	1,133,120,000	1,000,339,963	-	-	1,133,120,000	1,000,339,963	88
12	Foreign aid - loans							
13	Foreign Grants							
14	Reimbursable Foreign loans							
15	Reimbursable foreign grants							
16	Counterpart Fund							
17	Domestic cost related to Foreign finance							
21	Special law services							
	Total (Capital)	1,133,120,000	1,000,339,963	-	-	1,133,120,000	1,000,339,963	88

Financing of Expenditure by Projects of each Programme

(Financing of Recurrent Expenditure according to Projects)

Head No. 262

Name of Ministry/Department/District Secretariat : District Secretariat, Matara

Programme 01 : Monitoring Programme

Code	Financing	Project 01		Project 02		Project 03		Programme Total / Page Total	
	Description of terms	Net Provision	Actual Expenditure	Net Provision	Actual Expenditure	Net Provision	Actual Expenditure	Net provision	Actual Expenditure
		(1)	(2)	(3)	(4)	(5)	(6)	(7)	(8)
		Rs.	Rs.	Rs.	Rs.	Rs.	Rs.	Rs.	Rs.
11	Domestic Funds	78,837,510	76,971,865	874,733,200	873,095,324	-	-	953,570,710	950,067,189
12	Foreign loans								
13	Foreign Grants								
14	Reimbursable Foreign loan								
15	Reimbursable foreign grant								
16	Counterpart Fund								
17	Foreign finance related domestic cost								
21	Special law services								
	Total (Recurrent)	78,837,510	76,971,865	874,733,200	873,095,324	-	-	953,570,710	950,067,189

Financing of Expenditure by Projects of each Programme**(financing of capital Expenditure according to Projects)**

Head No. 262

Name of Ministry/Department/District Secretariat : District Secretariat, Matara

Programme 01 : Monitoring Programme

Code	Finance	Project 01		Project 02		Project 03		Programme Total / Page Total	
	Description of terms	Net Provision	Actual Expenditure	Net Provision	Actual Expenditure	Net Provision	Actual Expenditure	Net provision	Actual Expenditure
		(1)	(2)	(3)	(4)	(5)	(6)	(7)	(8)
		Rs.	Rs.	Rs.	Rs.	Rs.	Rs.	Rs.	Rs.
11	Domestic Funds	178,549,290	49,361,695	1,000,000	911,079	-	-	179,549,290	50,272,774
12	Foreign loans								
13	Foreign Grants								
14	Reimbursable Foreign loan								
15	Reimbursable Foreign grant								
16	Counterpart Fund								
17	Foreign finance related domestic cost								
21	Special law services								
	Total (Capital)	178,549,290	49,361,695	1,000,000	911,079	-	-	179,549,290	50,272,774

Financing of Expenditure by Projects of each Programme**(financing of Recurrent & Capital Expenditure according to Projects of a Programme)**

Head No. 262

Name of Ministry/Department/District Secretariat : District Secretariat, Matara

Programme 01 : Monitoring Programme

Code	Financing	Project 01		Project 02		Project 03		Programme Total / Page Total	
	Description of terms	Net Provision	Actual Expenditure	Net Provision	Actual Expenditure	Net Provision	Actual Expenditure	Net provision	Actual Expenditure
		(1)	(2)	(3)	(4)	(5)	(6)	(7)	(8)
		Rs.	Rs.	Rs.	Rs.	Rs.	Rs.	Rs.	Rs.
11	Domestic Funds	257,386,800	126,333,560	875,733,200	874,006,403	-	-	1,133,120,000	1,000,339,963
12	Foreign aid - loans								
13	Foreign Grants								
14	Reimbursable Foreign loans								
15	Imbursable foreign grants								
16	Counterpart Fund								
17	Domestic cost related to foreign finance								
21	Special law services								
	Total (Recurrent and Capital)	257,386,800	126,333,560	875,733,200	874,006,403	-	-	1,133,120,000	1,000,339,963

5.2 Govt. Officers' Advance Account B for 2016

Description	Max. limit of expenditure (Rs. Cts.)	Minimum limit of receipts (Rs. Cts)	Max. limit of credit (Rs. Cts.)
Approved limit as per estimates of 2016			
Amended limit	55,000,000.00	37,000,000.00	250,000,000.00
Actual value of 2016	7,7298,730.51	82,014,506.87	185,246,426.49

Govt. Officers' Advance Account B for 2016

Loan category	District Secretariat		Divisional Secretariats		Total amount paid (Rs. Cts.)
	No. of paid to	Amount (Rs. Cts.)	No. of paid to	Amount (Rs. Cts.)	
Distress loans	58	4,578,559.00	364	34,502,419.50	39,080,978.50
Festival advance	87	870,000.00	1273	12,730,000.00	13,600,000.00
Special advance	28	112,000.00	430	1,720,000.00	1,832,000.00
Bicycle loans	-	-	15	90,000.00	90000.00
Total	173	5,560,559.00	2,082	49,042,419.50	54,602,978.50

5.3 General Deposit Account

Acc.No.	Initial balance as at 01.01.2016	Receipts within year 2016 (Rs. Cts.)	payments within year 2016 (Rs. Cts.)	Final balance as at 31.12.2016
6000-0-0-14-0-4	0.00	0.00	0.00	0.00
6000-0-0-1-69	398,851.96	1,100,428.27	591,418.27	907,861.96
6000-0-0-2-0-93	7,250.00	765,459.87	4,905,536.87	2,756,310.00
6000-0-0-13-0-61	10,395,154.79	71,728,698.50	68,580,154.61	13,543,698.68
6000-0-0-16-0-44	336,796,699.43	138,979,722.97	89,690,162.84	386,086,259.56
6000-0-0-17-0-23	89,002,353.04	765,995,631.15	748,272,129.19	106,725,855.00
Total	436,600,309.22	985,459,077.76	912,039,401.78	510,019,985.20