

# **Ministry of Regional Development**

## **Annual Performance Report (01.01.2017 to 31.12.2017)**

## Contents

	<b>Page No</b>
i. Hon. Minister's Message	
ii. Secretary's Message	
iii. Contents	
iv. Vision & Mission	

### Part I

#### Ministry of Regional Development

1. Background	01
2. Duties and Functions	02
3. Strategies, Programs and Activities	03
4. 2017 Performance (As at 31.12.2017)	
4.1 Human Resources Development	04-06
4.1.1 Cadre information	04-05
4.1.2 Skills Development and Training of Staff	05-06
4.2 Capital investment	06-11
4.2.1 Annual allocations and Financial progress	07
4.2.2 Regional Development Program	08-09
4.2.3 Regional Infrastructure Development Program	10
4.2.4 Decentralized capital development program	11
4.3 Designing of the official Website of the Ministry	12
4.4 Regional Development Units	
4.4.1 Central Development Units	13
4.4.2 Eastern Development Unit	14

## Part II

### Sri Lanka Hadabima Authority

Vision/Mission

1. Introduction	15
2. Subjects Assigned	16
3. Performance of 2017	
3.1 Human Resources development	
3.1.1. Cadre Information	17
3.2 Capital Investments	
3.2.1 Soil Conservation and Water Division Management	18
3.2.2 Conservation of Soil outside farms and Drainage Water Management	19
3.2.3 Soil nutrient management	19
3.2.4. Land productivity crop diversification	20
3. 2.5. Institutional Development activities	20
3.2.6 Progress of the Development Programs	21
3.2.7 National Food Production Drive	22-23



### **Message of the Hon. Minister**

Regional development is a subject which deserves special attention in a developing country like Sri Lanka. It is for the same reason that this government decided to establish a separate Ministry for regional development. Whereas various line ministries have taken measures to implement development projects relating to this subject, yet many other aspects being left out in this field have been identified. Therefore I consider it a responsibility of my Ministry to plan & co-ordinate effective & efficient development programmes towards achieving a sustainable development by minimizing regional imbalances.

Although various development programmes & projects have been implemented with foreign funding since the date we gained independence, it has so far not been possible to reach the target.

I don't believe that this country could be developed utilizing only the budget provisions allocated to each Ministry. Therefore it is our responsibility to promote foreign investments whereby it will be possible to undertake major development projects generating new employment opportunities & saving much needed foreign exchange.

Accordingly in 2017 my Ministry has identified a number of local & foreign investors who are willing to undertake large scale development projects with whom preliminary discussions have already been held. Some of those projects have been submitted to Cabinet for approval while the others were referred to the attention of the relevant parties.

I am happy that the budgetary allocations 2017 have been effectively utilized to plan & implement investment projects to achieve desired objectives of the Ministry while capital provisions allocated to this ministry through budget estimates 2018 has been increased by 280% when compared with the previous year. So I do hope that the ongoing development programmes undertaken by the Ministry of Regional Development could be successfully implemented during this year.

Field Marshal Sarath Fonseka  
Minister of Regional Development



## Message of the Secretary

“Regional Development” is a term to be used frequently when we discuss the subject of development. It mainly refers to the “measures towards supporting areas with less economic development”. Adoption of those supportive measures and related targets defer from one another. Accordingly, the term “Regional Development” has wide meaning. However in simple terms to policy formulators it means a common undertaking leading to generate employments and assets towards minimizing disparities existing regional wise.

The gazette Extraordinary while establishing this Ministry in 2016 and assigning duties and functions to deal with regional development clearly indicates that the Ministry of Regional Development is established to achieve objectives included in the above interpretation.

I am happy that it has been possible for us to invest capital provisions allocated from budget 2017 in the development projects and achieve desired objectives and I am of the view that the same could be fully utilized before end of the year under review.

The Ministry of Regional Development is taking every possible measures to fully utilize the available resources to enhance the living standard of the people living in the under developed areas and to minimize regional wise development disparities and also to promote food production programmes in line with the National Food Production Drive being implemented under the guidance of H.E the President. I am also happy with the 280% increase of budgetary provisions allocated for the coming financial year.

A.P.G. Kithsiri

Secretary

Ministry of Regional Development

**VISION**

**Contributing National Economic  
Development through balance and  
Sustainable regional development**

**MISSION**

**Implement distinctive development programs and  
projects in Regions by optimum use of resources to  
improve livelihood of the communities, minimizing level  
of unemployment and regional disparities while  
contributing to the National Economy**

## Part I

# Ministry of Regional Development

### 1. Background

The Ministry of Regional Development has been established as a Cabinet Ministry by Gazette Extraordinary No. 1958/72 dated 18.03.2016 with the objective of co-ordinating economic and social development programmes/projects and implementing specified development projects targeting national economic development and strengthening regional economy including regional industrial development. Hadabima Authority of Sri Lanka (“Haritha Danavu” Land Development – Central) is the only Statutory Institution operating under this Ministry.

Development should be extended to all regions to ensure equal distribution of economic benefit among all people of the country. However it is doubtful whether benefit of the development programmes implemented under various strategies have been equally distributed among all regions of the country, the legacy of which has been disparity in development among regions.

The highest contribution being 39.7% to the Gross Domestic Product (GDP) in Sri Lanka is from the Western Province while the next highest being 10% - 11% is received from North-Western, Southern and Central Provinces. The lowest contribution to the GDP is from the North, East, North-Central and Uva Provinces, the value of which (According to the Central Bank Report) remaining between 4% - 6%. These figures clearly indicate the gap with regard to development among various regions. The challenge before us is achieving sustainable national development by minimizing disparity in development among regions.

The Ministry of Regional Development is taking measures to develop economic and social infrastructure mainly concentrating on regions with less development which facilitate local and foreign investment, generating employment opportunities and also to implement infrastructure facility projects aimed at livelihood developments in rural areas. The objective is to contribute to the national development by opening up of opportunities for new entrepreneurs to make maximum use of resources and potentials available in each region.

## 2. Duties and Functions

Functions & Duties assigned to the Ministry are;

- Formulation of policies, programmes & projects with regard to regional development, follow up & evaluation of the same.
- Co-ordination of economic & social development programmes & projects suitable for strengthening regional economy including regional industrial development.
- Implementation of specified development programmes in Kandy, Matale, Nuwara Eliya, Badulla, Anuradhapura, Polonnaruwa, Trincoimalee, Batticaloa & Ampara districts.
- Formulation of policies programmes & projects applicable to “Haritha Danavu” Land Development Central or Hadabima Authority of Sri Lanka, follow up, evaluation of the same & monitoring the institution.

In carrying out these duties & functions it is expected to minimize socio economic disparities among local people. In order to achieve these objectives, it is necessary to develop infrastructure facilities & implement specified development projects. In this regard the Ministry is engaged in broad based co-ordination with agencies of the Central Government, Provincial Councils & other institutions.



### 3. Strategies, Programmes & Activities

In performing assigned duties & functions, the Ministry will undertake the following programmes, projects & activities.

- (a.) Investigate regional development needs with Line Ministries, Provincial Councils, Government Departments, State Officials & Independent Export Groups
- (b.) Promote state private sector partnership or local/foreign private direct investments.
- (c.) Attend to social needs of the rural community.
  
- (d.) Provide new technology & facilitate agro-processing industries aimed at local & foreign market.
  
- (e.) Encourage people towards soil conservation & preservation of eco system by minimizing soil erosion & soil degradation being experienced more or less degree in all districts in the island.
  
- (f.) Development of social & economic infrastructure facilities to minimize rural & regional disparities.
  
- (g.) Facilitate to undertake small scale entrepreneurships / industries to enhance livelihood of the rural community & minimizing unemployment.
  
- (h.) Enhance facilities in places of natural beauty & historical interest with local & foreign tourist attraction & encourage people living in those areas to engage in handicraft, food production & entertainment.

#### 4. 2017 Performance (as at 31.12.2017)

##### 4.1.Human Resources Development

###### 4.1.1 Information on Approved Cadre

A cadre consisting of 150 has been approved to undertake general administration & implement economic & social development programmes & specified projects assigned to this Ministry by Gazette Extracting No. 1958/72.

Depending on the nature of undertaking of the Ministry, approval was granted to make recruitment to 85 posts on permanent basis & the remaining 78 posts on contract basis, date of which are given in the following table while the posts remaining vacant as at 31.12..2017 are indicated before each post.

S/N	Post	Approved cadre		Vacant posts as at 31.12.2017	
		Permanent	Contract	Permanent	Contract
1	Secretary	1			
2	Additional Secretary (SLAS)	2			
3	Senior Assistant Secretary (SLAS)	1		1	
4	Director – Development (SLAS)	1			
5	Director – Planning (SLPS)	2		1	
6	Chief Accountant (SLAcctS)	1			
7	Director (Development Unit)		2		
8	Assistant/Deputy Director (SLAS)	1		1	
9	Assistant/Deputy Director (SLPS)	2			
10	Assistant Director Deputy Director		8		6
11	Assistant Secretary (SLAS)	1		1	
12	Assistant Secretary Labor Relations (Non SLAS)		1		
13	Accountant (SLAcctS)	1		1	
14	Internal Auditor(SLAcctS)	1		1	
15	Legal Officer (Temporary)		1		1
16	Administrative Officer P.M.A.S.(Supra)	1			
17	I.C.T. Officer	1		1	

18	Secretary's coordinating secretary		1		
19	Development Officer	20	24	16	3
20	I.C.T. Assistant	1		1	
21	Public Management Assistant	20		3	
22	Public Management Assistant		12		2
23	Driver	12	12	1	7
24	Video Cameraman	1		1	
25	Cameraman	1		1	
26	Video Cameraman (Assistant)	1		1	
27	Office Employee Service	10		1	
<b>Total</b>		<b>85</b>	<b>66</b>	<b>32</b>	<b>18</b>

Table - 01

#### 4.1.2. Skills development & training of the Staff

Considering that majority of the ministry officials being new officers recruited on permanent & contract basis, a number of training sessions aimed at skill development & procedures of state service were conducted. In addition training programmes were conducted to enhance knowledge, skills & efficiency of the staff officers.

#### Details of the internal training

Subject of training session	Groups attended to the training
Fundamentals on office systems	i. Staff grade officers of the Ministry ii. Staff grade officers of the Hadabima Authority
<ul style="list-style-type: none"> <li>• Office Systems</li> <li>• Function of account division &amp; FR</li> <li>• Pension &amp; personal file maintaining</li> <li>• Office systems &amp; clerical work</li> <li>• Procurements</li> </ul>	i. Development Officers ii. Officers from Public Management Assistant Service
<ul style="list-style-type: none"> <li>• Code of conduct &amp; values applicable to state service</li> <li>• Discipline &amp; Conduct</li> </ul>	i. Development Officers ii. Officers from Public Management Assistant Service iii. Office Employee Service officers iv. Drivers
<ul style="list-style-type: none"> <li>• Staff motivational external program - Kalawewa, Anuradhapura</li> </ul>	i. All Officers of the Ministry

Table - 02

## Report on Foreign Training

Training Program	Country	Period	Number of officers attended
Conference on Information and Communication Technology in Sri Lanka- 2017	China	2017.04.03-2017.04.23	01
Conference on Monetary Services and Cooperation in Developing Countries- 2017	China	2017.06.02-2017.06.22	01
Workshop on strengthening Low Income Families in Rural Areas	South Korea	2017.06.23-2017.07.13	01
Conference on Behavioral, Economic and Environmental Build Up - 2017	China	2017.08.30-2017.09.21	01

Table - 03

## 4.2. 2017 Capital Investment

Total budgetary provisions allocated to the Ministry for 2017 amounted to Rs.658.426 million, of which Rs.277.0 million was utilized for capital expenditure while the balance is for recurrent expenditure. Allocation of capital provisions are as follows.

i. Infrastructure Development	-	Rs. 50.0 mn
ii. Regional Development	-	Rs. 100.0 mn
iii. Hadabima Authority	-	Rs. 100.0 mn
iv. Other Capital Expenditure	-	Rs. <u>27.0 mn</u>
		<u>Rs. 277.0 mn</u>

Following the progress review as at the end of the second quarter on regional development activities proposed through annual action plan 2017 formulated in keeping with functions & duties assigned to the ministry it was amended suitably. Accordingly, development programmes were carried out under the following programmes & projects.

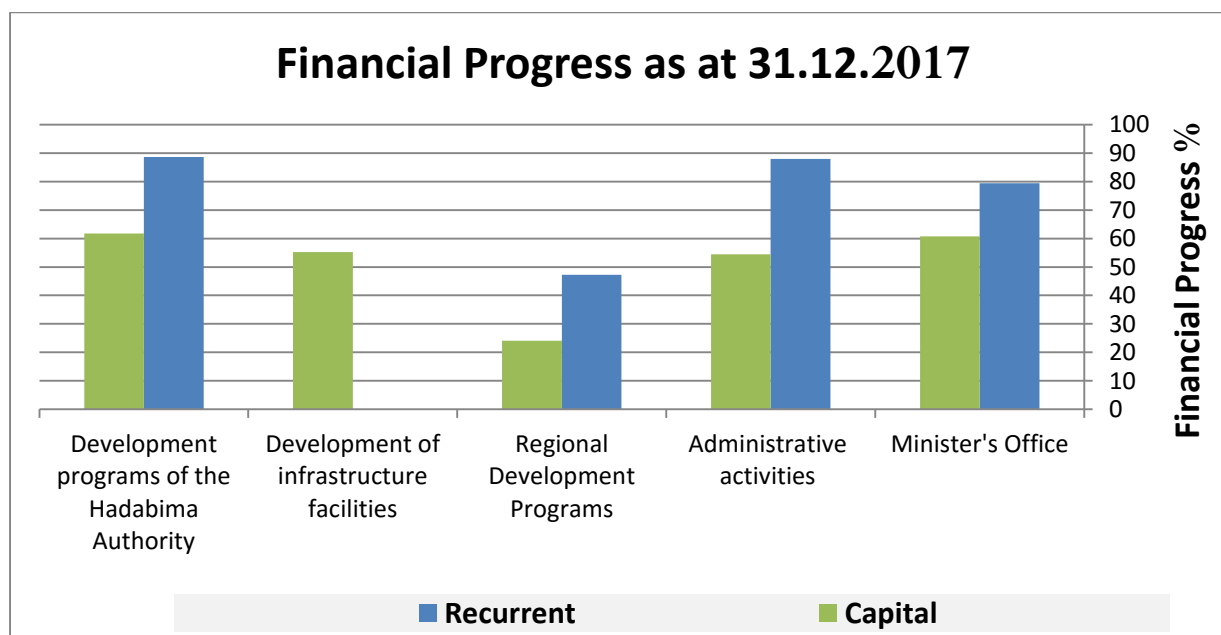
01. Regional Infrastructure development Programme		
• Social & cultural development	}	Rs. 50.0 mn
• Infrastructure Development		
• Livelihood Development		
• Formulation of Regional Development Plan		
02. Regional Development Programme	-	Rs.100.0 mn
03. Other Capital Expenditure		
• Maintenance & Rehabilitation of Capital Assets	}	Rs. 27.0 mn
• Acquisition of Capital Assets		
• Capacity Development		

#### 4.2.1. Annual Allocations and Financial Progress

	Program	Provisions allocated for the year 2017 (Rs.mn)	Expenditure as at 31.12.2017 (Rs.mn)	Financial progress %
Recurrent	Minister's Office	22,850,000.00	18,140,957.00	79.39
	Administrative activities	201,761,000.00	177,407,715.00	87.93
	Regional Development Programs	36,430,000.00	17,214,954.00	47.26
	Development of infrastructure facilities	-	-	-
	Development programs of the Hadabima Authority	79,000,000.00	70,035,000.00	88.66
	<b>Sub total</b>	<b>340,041,000.00</b>	<b>282,798,626.00</b>	<b>83.17</b>
Capital	Minister's Office	40,225,000.00	24,439,304.00	60.76
	Administrative activities	28,200,000.00	15,347,377.00	54.42
	Regional Development programs	100,000,000.00	24,130,178.00	24.13
	Infrastructure facilities development	50,000,000.00	27,640,443.00	55.28
	Development programs of the Hadabima Authority	100,000,000.00	61,802,849.00	61.8
	<b>Sub total</b>	<b>318,425,000.00</b>	<b>153,360,151.00</b>	<b>48.16</b>
<b>Total</b>		<b>658,466,000.00</b>	<b>436,158,777.00</b>	<b>66.24</b>

Table - 04

#### Financial allocation and progress



## 4.2.2. Regional Development Program


Sub.Code	Division	No. of Projects	Allocation (Rs.)	Physical Progress (%)	Actual Expenditure (Rs.)	Value of the bills in hand (Rs.)	No. of Perpetual Projects	Perpetual Value (Rs.)
1	Roads	40	49,083,663.60	77	15,811,135.61	21,859,518.26	7	3,938,576.54
2	canals/bridge /culverts	6	6,890,000.00	78	-	5,117,805.67	2	1,336,227.80
3	Community halls	3	14,999,969.15	41	-	5,641,195.26	3	6,601,743.87
4	Dam / Tanks	1	6,700,000.00	-	-	-	-	-
5	Construction of religious places	3	9,000,000.00	85	3,902,605.99	3,496,502.21	2	1,406,090.76
6	Water Supply schemes	2	8,000,000.00	76	4,000,000.00	1,878,924.16	1	1,646,181.62
7	Crematoriums	1	5,000,000.00	99	-	4,816,133.07	-	-
8	Constructions related to schools	1	195,736.40	100	195,736.40	-	-	-
Administrative Cost (Kelaniya)					20,700.00	772,023.31		331,610.45
Administrative cost –District Secretary (Gampaha)					200,000.00			-
<b>Total</b>		<b>57</b>	<b>99,869,369.15</b>	<b>70</b>	<b>24,130,178.00</b>	<b>43,582,101.94</b>	<b>15</b>	<b>15,260,431.04</b>

Table - 05

Past...



Now...



Laying of concrete on a lane of the Maya Avenue under the Regional Infrastructure development Program.

Past...



Now...



Concreting of the Sepalika watta Road, Wanawasala under the Regional Infrastructure Development Program

**4.2.3. Regional Infrastructure Development Program**

Sub. No	Branch	Number of projects	Allocation (Rs.)	Physical Progress (%)	Actual Expenditure (Rs.)	Value of the bills in hand (Rs.)	No. of Perpetual Projects	Perpetual Value (Rs.)
1	Roads	46	27,849,273.80	82	11,115,339.25	10,802,107.34	7	3,514,463.94
2	Channels/bridges/culverts	3	2,160,000.00	81	844,320.95	735,222.12	-	-
3	Other	1	528,000.00	98	511,310.54			
4	Community halls	-	-	-	-	-	-	-
5	Anicut / tanks	-	-	-	-	-	-	-
6	Construction of religious places	9	6,500,000.00	99	5,003,282.00	-	-	-
7	Water supply schemes	-	-	-	-	-	-	-
8	Crematorium	-	-	-	-	-	-	-
9	Hospitals	1	300,000.00	99	291,240.00	-	-	-
10	Schools	2	472,350.00	100	220,000.00	252,350.00	-	-
11	Social and cultural development	54	5,766,350.00	82	4,963,719.79	-	-	-
12	Regional livelihood development	99	5,424,026.20	75	3,691,230.47	-	-	-
13	Regional development	1	1,000,000.00	99	1,000,000.00			
<b>Total</b>		<b>216</b>	<b>50,000,000.00</b>	<b>83</b>	<b>27,640,443.00</b>	<b>11,789,679.46</b>	<b>7</b>	<b>3,514,463.94</b>

Table - 06



#### 4.2.4. Decentralized Capital Budget Development Programme

This Ministry was assigned the task of reviewing, approving & recommending the release of funds in respect of project proposals up to the value of Rs. 630.0 Mn. allocated to 63 MPs in 09 districts in the North-Central, Central, Eastern & Uva provinces of the Decentralized Capital Budget Development programme being implemented under provisions of the Ministry of National Policies & Economic Affairs.

Accordingly 5957 project proposals submitted by MPs in the districts of Anuradhapura, Polonnaruwa, Trincomalee, Batticaloa, Ampara, Badulla, Nuwara Eliya, Kandy & Matale districts were approved & recommended and the release of provisions amounted to Rs.629.45 million.

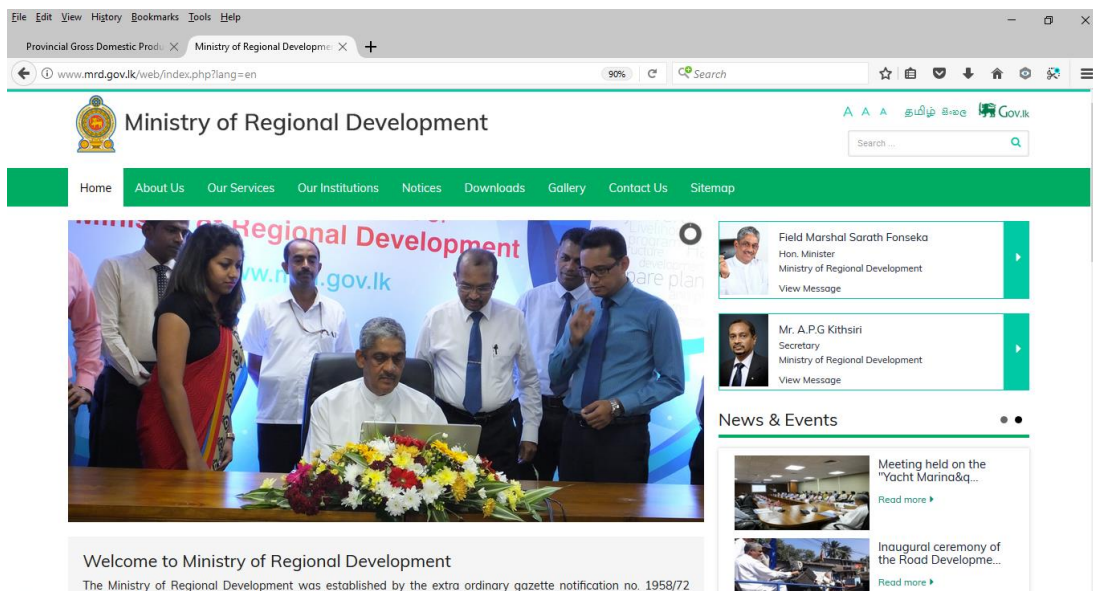
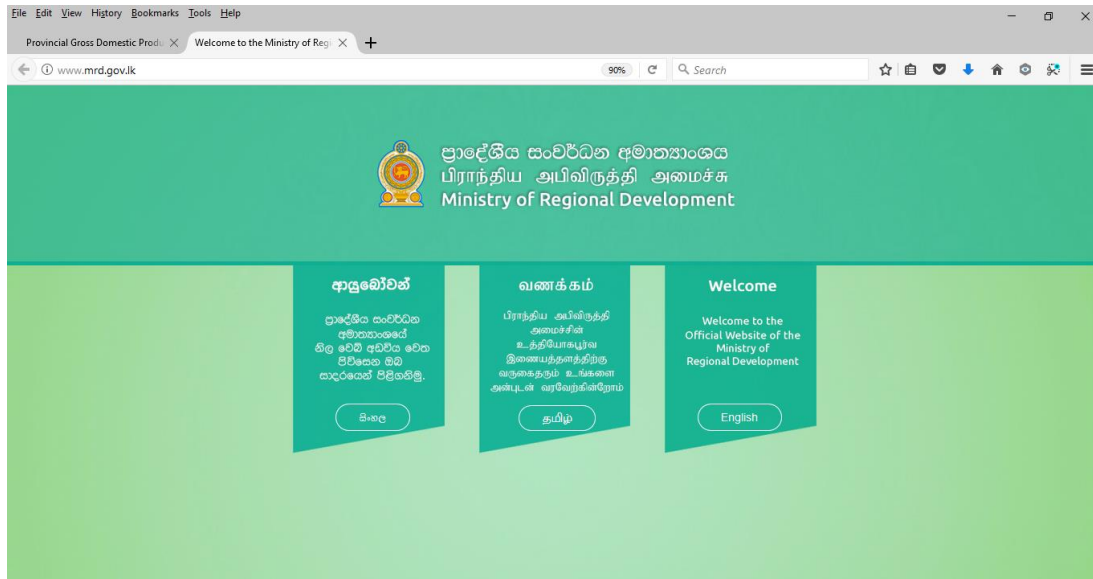
Sub.No.	District	Number of MP's	Approved allocation (Rs.)	Number of approved projects
01.	Ampara	7	69,910,000.00	567
02.	Anuradhapura	9	90,000,000.00	1209
03.	Badulla	8	80,000,000.00	543
04.	Batticaloa	5	50,000,000.00	418
05.	Kandy	12	119,538,000.00	1317
06.	Matale	5	50,000,000.00	709
07.	Nuwara-Eliya	8	80,000,000.00	546
08.	Polonnaruwa	5	50,000,000.00	453
09.	Trincomamalee	4	40,000,000.00	268
<b>Total</b>		<b>63</b>	<b>629,448,000.00</b>	<b>5957</b>

Table - 07

### 4.3 Launching of official website of the Ministry

Official website of the Ministry of Regional Development was launched on 02<sup>nd</sup> October 2017, Activities of which are in progress in pursuance of Right to Information Act. Its objective is to make the people aware of the undertakings & activities of the Ministry such as new investment opportunities / facilities & various development projects.

(The official website can be access via [www.mrd.gov.lk](http://www.mrd.gov.lk) )



## 4.4 Regional Development Units

Under the approval of the Cabinet of Ministries – Vide CP No. 16/1132/754/002, two Regional Development Units have been established to co-ordinate, direct specified development projects targeting economic development in 09 main districts in the island. Those districts are Kandy, Matale, Nuwara Eliya, Badulla, Anuradhapura, Polonnaruwa, Trincomalee, Batticaloa & Ampara.

### Services delivered through Regional Development Units

- Provide facilities to local & foreign investors willing to undertake major development projects.
- Provide facilities to obtain the following services from relevant institutions.
  - Selecting a suitable land.
  - Development of access roads.
  - Obtain environmental impact clearance.
  - Issuing permits to obtain construction materials.
  - Obtain electricity, water & telephone facilities.
  - Registration of companies/trading establishments & having approval from geological & mining establishments .
  - Fulfill the requirements of human resources & training.

#### 4.4.1 Central Development Unit

Attempts were made to co-ordinate number of investment projects by the Central Development Unit in Kandy, Matale, Nuwara Eliya & Badulla districts. Accordingly projects on wind power generation, eco-friendly tourism & agriculture have been planned. However due to non-availability of adequate funds & issues related to environmental impact assessment, it has not been possible to implement them.

At present, the Central Development Unit in collaboration with a foreign investor is planning an eco-friendly tourism project in Ella in Badulla district with the investment value of which exceeds US \$ 25 million. This proposed investment will help generate employments to those living in the area.

#### 4.4.2 Central Development Unit

Eastern development unit covers the districts of Anuradhapura, Polonnaruwa, Trincomalee, Batticaloa & Ampara.



It has been proposed to establish Ocean Class Yacht Marina consisting of hotels, trade centres & administrative buildings with foreign investment of US \$ 100 million in Trincomalee District. At present arrangements are being made to undertake its constructions.

This Yacht Marina project has been submitted for approval of the Cabinet & the Ministry has been instructed to undertake the assignment on Swiss Challenge method. Arrangements are being made to implement the same accordingly.

This project would pave the way for Sri Lanka to earn a large sum of foreign exchange & is possible to generate around 2000 direct & indirect employment opportunities. This project will have direct impact on promoting tourism within Trincomalee District. In addition project proposal has been submitted for construction of suger factory with dairy farming project and a compost fertilizer producing plant afflicated to it with an investment value of US \$ 297 million.



A view of the sugarcane Factory

It has been pointed out that this project would help generate around 625 direct employment & 1600 indirect employments. The first round of discussion on the project has already been held & future activities on the same are in progress.

## Section II

### Sri Lanka Hadabima Authority

**Vision:**

“Pioneer in promoting the excellent agricultural practices for qualitative agricultural Production”

**Mission:**

Conserving the sustainable natural resource and confirming the food security through the promotion of associated agricultural industries.

#### 1. Introduction

Due to plantation crop cultivation undertaken during colonial era in an around central Hills with sensitive eco-zones in Sri Lanka, forest cover in that area shrank to minimum level causing adverse impact an ecological balance. Later on acute soil erosion has been the main problem in the absence of proper maintenance process of those lands. This has led to several environmental issues at national level. In order to minimize this unfavourable situation, the government in power at that time has taken action to establish the National Agricultural Diversification and Settlement Authority (NADSA) in terms of State Agricultural Corporation Act No. 11 of 1972.

Subsequently the official name of the Authority has been amended as the Hadabima Authority of Sri Lanka (“Haritha Danavu” Land Development Central). In terms of Gazette Extra ordinary No. 678/15 of 1991. This institution which had been operating under the Ministry of agriculture since inception was subsequently brought under the Ministry of Regional Development from March 2016, subsequently in terms of Gazette Extra Ordinary No. 2026/45 dated 07/07/2017 the original Gazette Notification was amended whereby steps were taken to identify fresh development strategies and extend the project command area of the Authority so as to cover the entire island.

## 2. Subjects Assigned

Planning and implementation of projects related to agricultural diversification, development of settlements and management of fully joined water division.

1. Preservation of environment, conservation of Land and water resources and management of activities relating to the establishment of settlement development.
2. Involving in agro-production processing and marketing.
3. Promoting local and foreign investments in commercial agriculture and agricultural enterprises and extend required assistance.
4. Planning of agriculture based investments, provision of services for their implementation and ensures the availability of expert knowledge.

The Treasury has allocated Rs.100 Mn as capital expenditure for the development year 2017 & up to 31.12.2017 and the following development activities have been undertaken at a cost of Rs.55.60 Mn. Further out of the allocated amount for recurrent expenditure amounting to Rs.79 Mn, and Rs.70.93Mn has been spent out of that on operational & institutional activities of the Ministry.

### 3. 2017 Performance (as at 31.12.2017)

#### 3.1. Human Resources Development

##### 3.1.1. Cadre Information

Sub. No.	Designation	Approved Cadre	Existing Cadre	Vacancies
01	Executive Director	1	1	
02	Assistant Director / Deputy Director (Admin.)	1		1
03	Assistant Director / Deputy Director (Development)	1	1	-
04	Assistant Director / Deputy Director (Finance)	1	1	-
05	Assistant Director / Deputy Director (Marketing)	1	1	-
06	Assistant Director / Deputy Director (Project/Planning)	1	1	-
07	Administrative Officer	1	1	-
08	Financial Officer	1	1	
09	Sales Officer	1		1
10	Agriculture Development Officer	2	1	1
11	Internal Audit Officer	1	1	-
12	Zonal Officer	12	11	1
13	Technical Officer	1	-	1
14	Management Assistant (Technical)	35	32	3
15	Management Assistant (Non-Technical)	19	18	1
16	Shroff	1	1	-
17	Machine Operator	2	1	1
18	Audio Visual Assistant	1	1	-
19	Technical Assistant	2	-	2
20	Driver	14	12	2
21	Office Assistant	4	4	-
22	Vehicle Assistant/Cleaner	3	2	1
23	Watcher	4	4	-
24	Labourer	2	2	-
25	Farm Labourer (Pallekele & Kotmale)	13	13	-
<b>Total</b>		<b>125</b>	<b>110</b>	<b>15</b>

Table - 08

\*In the latter DMS/1578/VII dated 03.05.2016 of the Department of Management Services, approval has been received to accordance with 2014/25 Circular, approval has been given to confirm the service of 13 labourers in personal to them. Accordingly appointments have been conferred.



### 3.2.1. Soil Conservation and Water Division Management

This programme was implemented with the objective of conservation of water sources in the region by minimizing soil erosion within the development area and enhancing the economic standard of the farmer community, the activities of which are as follows;

- Basic Conservation Planning
- Leadership Development Technological Training
- Establishment of Soil Conservation Models
- Conservation of Water Sources and catchments
- “Sobha Sisunena Poura” School Environment Conservation Programme
- Establishment of Soil Conservation Structure and the Performance of which are as follow



Conservation of catchments & water sources



Sobasisunena school environment programm



Establishment of soil conservation medels





### 3.2.2 Conservation of Soil outside farms and Drainage Water Management

Necessary arrangements have been made to restore drainage systems outside farming areas that have been damaged due to various human and climatic reasons in divisional secretariat areas with highly population density.



Soil Conservation outside farming areas and Sewage Water Management

### 3.2.3. Soil Nutrient Management


Organic fertilizer production and use promotion programme was implemented to rehabilitate lands subjected to soil erosion and soil degradation and steps have been taken to establish 100 farming models under this program.



Organic fertilizer production program

### 3.2.4. Land Productivity and Crop Diversification

Following the conservation of lands destroyed due to soil erosion and soil degradation, arrangements have been made to introduce crop varieties suitable for those lands. Accordingly seeds and planting materials were made available to farmers.



### 3.2.5 Institutional Development Activities

It is essential to develop human and physical resources within the institution to ensure effective and efficient undertaking of all development activities referred to above. Accordingly various activities such as human resources development, physical resources development, media and publicity, institutional development progress review and obtaining subject related consultancies were planned for 2017 under this economic development programme. Budgetary allocation for those undertakings amounted to Rs. 4.0 mn. Accordingly, as at 31.12.2017 financial progress of Rs. 3.73 mn., had been made, percentage of which being 93%.

## 3.2.6. Progress of the Development programs

Sub No	Program	Unit	Target		Physical progresses (%)	Actual expenditure (Rs.)	Value of bills in hand (Rs.)	Perpetual cost (Rs.)
			Physical	Financial				
1	Soil Conservation & Water Division Management	Projects	7	62.4	74%	46,433,755.43	11,440,707.00	
2	Soil Conservation outside farming areas and Drainage Water Management	Structures	27	27.5	18%	5,264,281.77	10,116,927.00	5,194,817.71
3	Organic Farming Development	Organic	100	0.1	76%	76,000.00		
4	Land Productivity & Crop Diversification	Farm families	4,500	6.0	90%	5,451,929.00		
5	Institutional Development			4.0	92%	3,728,194.88		
<b>Total</b>			<b>4,634</b>	<b>100</b>		<b>60,954,161.08</b>	<b>21,557,634.00</b>	<b>5,194,817.71</b>

Table - 09

### 3.2.7 National Food Production Drive - 2017

In parallel to the National Food Production Drive, the Ministry of Regional Development has implemented various development programmes to make its contribution. Among them awareness and technical training programme and planting of one lack of short term, mid-term permanent crops were the undertakings implemented in 2017. Accordingly arrangements have been made to distribute plants among farmers.

#### Crops planted in parallel to the National Food Production Drive

No.	Crop variety	Number of issued plants
1	Pepper	55393
2	Coconut	4419
3	Drafted Mandarin	4588
4	Seed Pomegranate	3825
5	Drafted Rambutan	1647
6	Drafted durian	1250
7	Drafted beli	250
8	Drafted oranges	1547
9	Drafted avocado	650
10	Drafted mangoes	2088
11	Oranges	89
12	Drafted Jack fruit	500
13	King Coconut (Local)	500
14	Nelli plants	100
15	Hot chilli pot plant	500
16	Seed lime	3842
17	Vegetable plants	22866
18	Ornamental	757
19	Seed plants	6989
<b>Total</b>		<b>111,800</b>

Table - 10





**Distribution of Plants by Hon.Minister**



**Crop Cultivation Programme, Deltota  
DS Devison**



**Supplementary Crop Cultivation  
Programme, Laggala**